


# UNIVERSITY of SOUTH CAROLINA



UNIVERSITY OF  
**SOUTH CAROLINA**

## RE-BID USC JONES PSC ROOF REPLACEMENT PROJECT PROJECT No.: H27-6094-Z

701 MAIN STREET  
COLUMBIA, SOUTH CAROLINA, 29208



2020 STARITA ROAD SUITE-E  
CHARLOTTE, NORTH CAROLINA  
P. 704.594.8940 F. 704.509.1888  
RALEIGH . CHARLOTTE . JACKSONVILLE

PROJECT NAME AND ADDRESS:

UNIVERSITY OF SOUTH CAROLINA  
**USC JONES PSC  
ROOF REPLACEMENT  
PROJECT**  
701 MAIN ST.  
COLUMBIA, SC 29208



ISSUE DATE:

AUGUST 28, 2015

ISSUE FOR:

- DESIGN DEVELOPMENT SUBMITTAL:  
NOT FOR CONSTRUCTION
- SURVEY REPORT SUBMITTAL:  
NOT FOR CONSTRUCTION
- CONSTRUCTION DOCUMENT SUBMITTAL:  
NOT FOR CONSTRUCTION
- BID DOCUMENT SET
- CONSTRUCTION DOCUMENT SUBMITTAL
- ADDENDUM SUBMITTAL
- RECORD DRAWINGS

PROJECT TEAM:

DESIGNED BY: **KRC**  
DRAWN BY: **EGM II**  
APPROVED BY: **VTN**

PROJECT NUMBER:

**FH146903**

ADDENDUM:

NO 1:	DATE:	DESCRIPTION:

ENGINEER STATE LICENSE SEAL



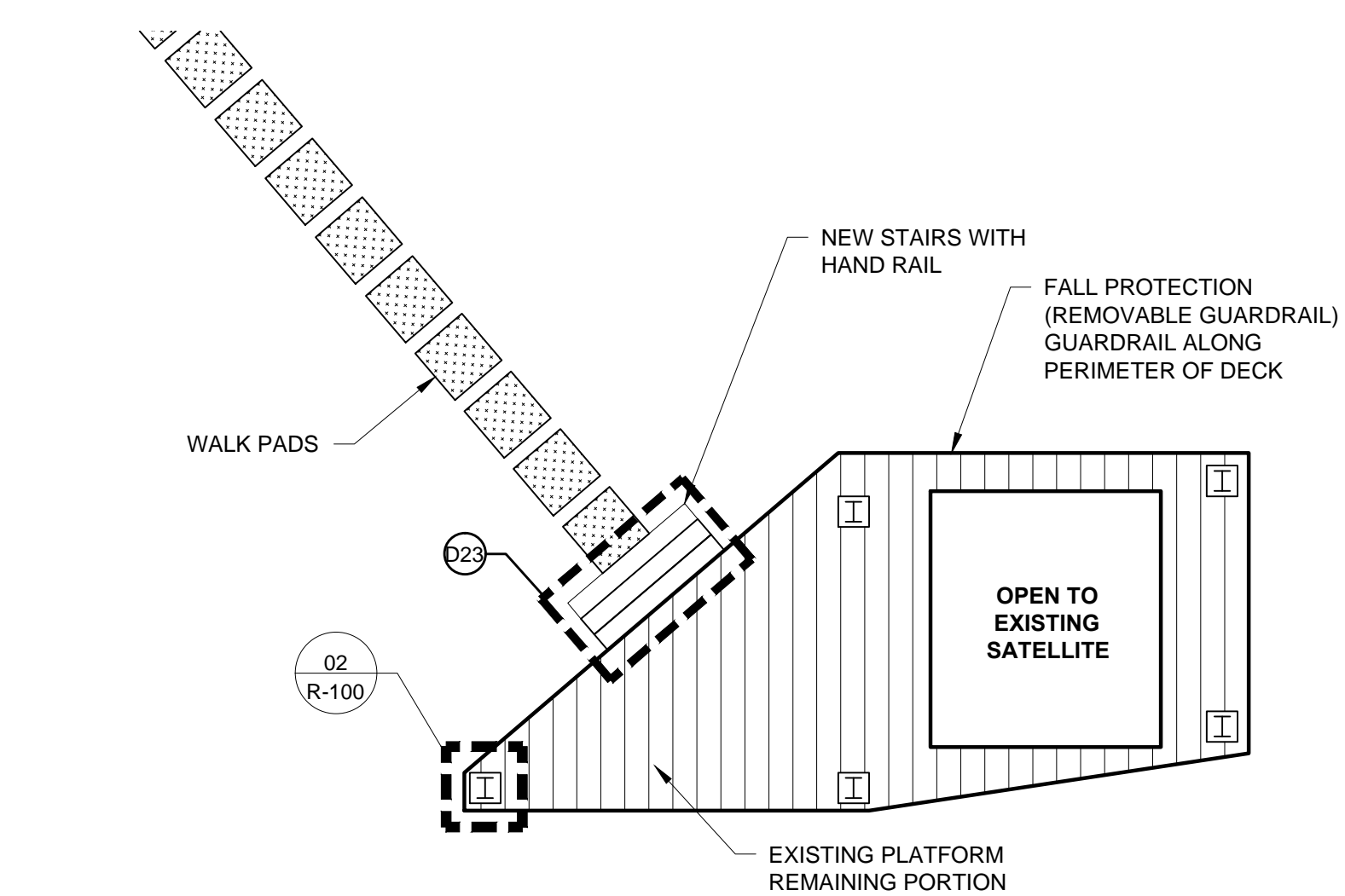
TITLE SHEET:

**COVER SHEET**

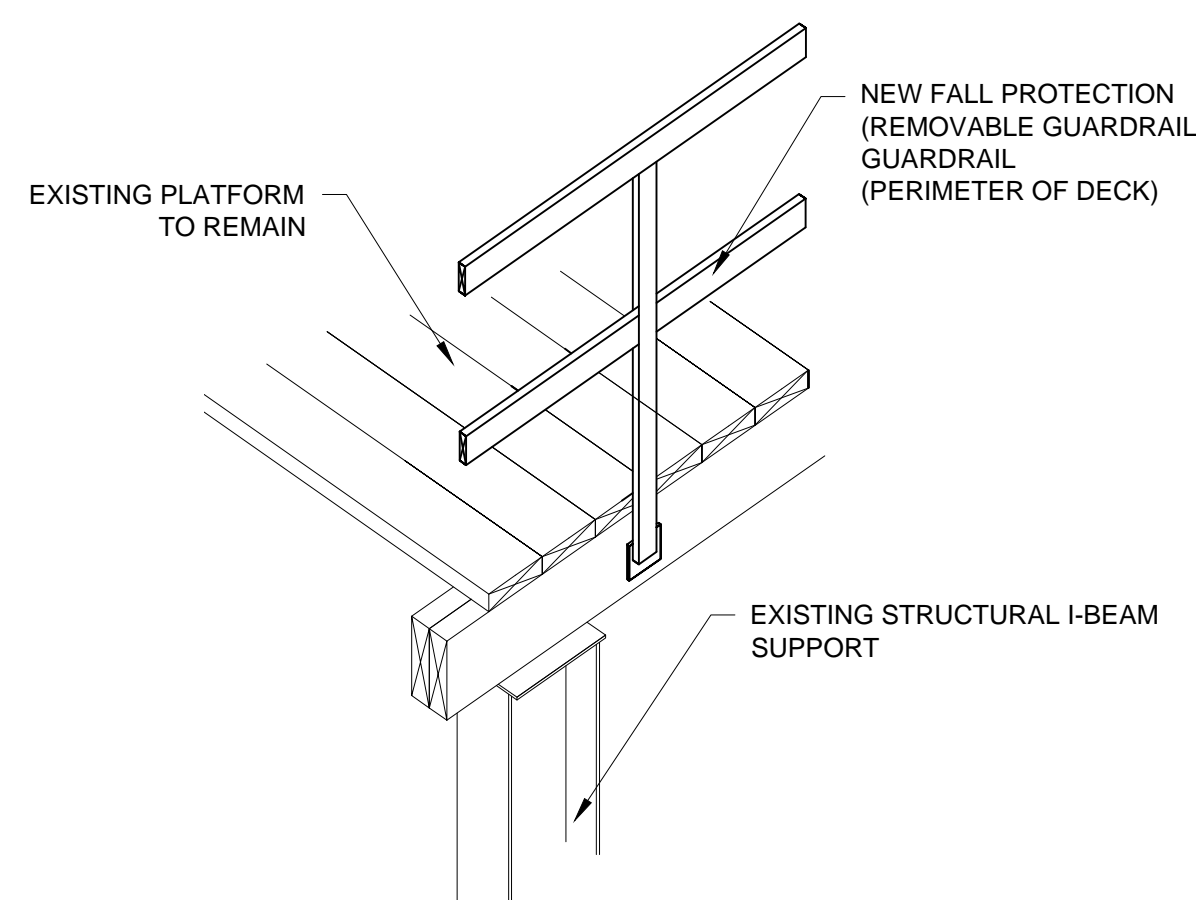
SHEET NUMBER:

**T-100**

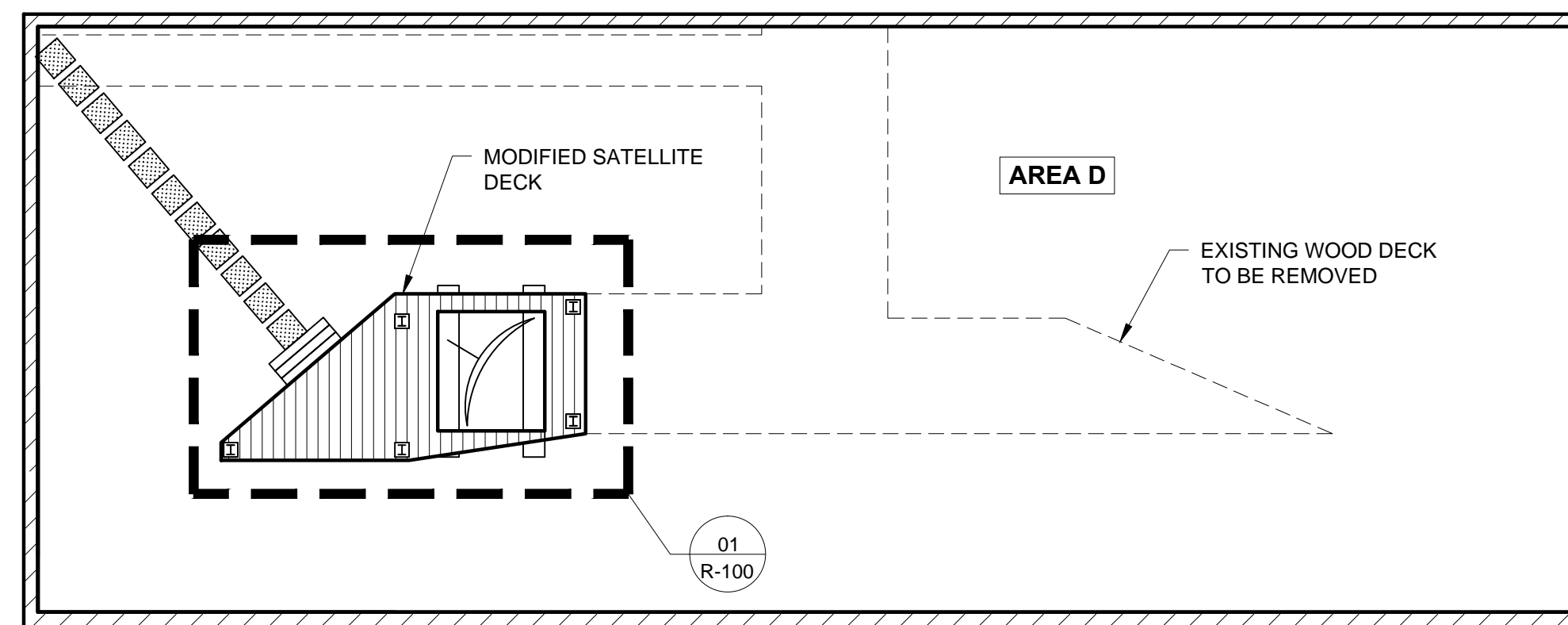
VICINITY MAP	INDEX OF DRAWINGS	LOCATION MAP
	SHEET NO:	SHEET NAME:
	T-100	COVER SHEET
	R-100	ROOF PLAN
	R-200	ROOF DETAILS
	R-201	ROOF DETAILS
	R-202	ROOF DETAILS
	R-203	ROOF DETAILS
	R-204	ROOF DETAILS
R-205	REMOVALS	



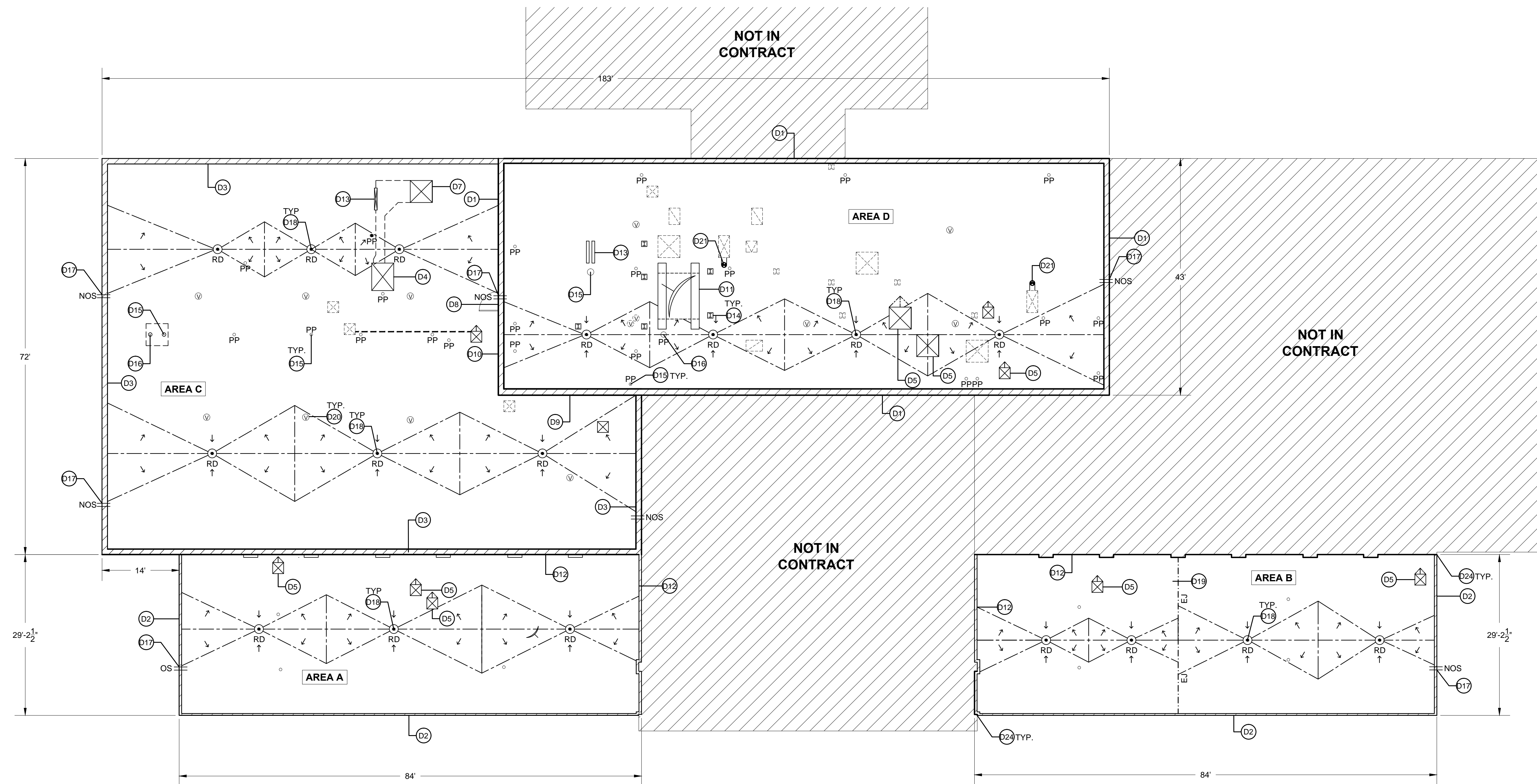
**01** ENLARGED PLAN OF SATELLITE DECK  
SCALE: 3/16"=1'-0"  
0 1' 2' 3' 4' 6' 8'



**02** GUARDRAIL DETAIL  
SCALE: NTS



**03** ENLARGED ROOF PLAN OF AREA D  
SCALE: 3/32"=1'-0"  
0 2' 4' 6' 10' 14'



**04** ROOF PLAN  
SCALE: 3/32"=1'-0"  
0 2' 4' 6' 10' 14'

**LEGEND**

- HOT STACK
- RD NEW ROOF DRAIN
- OS OVERFLOW SCUPPER
- PARAPET
- SLEEPER
- ⊠ MECHANICAL UNIT
- TAPERED INSULATION
- TAPERED INSULATION SLOPE
- SATELLITE
- PP PIPE PENETRATION
- ⊠ ROOF DETAIL FLAGS
- ⊠ CONSTRUCTION NOTE FLAG
- CONDUIT
- EXPANSION JOINT
- ⊠ VENTILATION UNIT
- ⊠ SKYLIGHT
- ⊠ ROOF HATCH
- ⊠ EXISTING STRUCTURAL BEAM TO REMAIN
- ⊠ TO BE REMOVED
- ⊠ NOT IN CONTRACT

**CODE SUMMARY**

SOUTH CAROLINA BUILDING CODE (2012 EDITION) AND ASCE 7-05

BASIC WIND SPEED = MPH  
CATEGORY = III  
EXPOSURE CATEGORY = B  
INTERNAL PRESSURE COEF. = +/- .18

THE NEW ROOF SYSTEM SHALL BE DESIGNED AND CONSTRUCTED TO MEET THE FOLLOWING WIND UPLIFT PRESSURES:

1. INTERIOR ZONE	= -60.41 PSF
2. EDGE ZONE	= -98.65 PSF
3. CORNER ZONE	= -129.25 PSF

**STAFFORD CONSULTING ENGINEERS**  
A Terracon COMPANY  
Building Enclosure Systems Specialists

2020 STARITA ROAD SUITE-E  
CHARLOTTE, NORTH CAROLINA  
P: 704.594.8940 F: 704.509.1888

RALEIGH, CHARLOTTE, JACKSONVILLE

PROJECT NAME AND ADDRESS:

UNIVERSITY OF SOUTH CAROLINA  
**USC JONES PSC ROOF REPLACEMENT PROJECT**  
701 MAIN ST.  
COLUMBIA, SC 29208

ISSUE DATE:  
**AUGUST 28, 2015**

- ISSUE FOR:
- DESIGN DEVELOPMENT SUBMITTAL: NOT FOR CONSTRUCTION
  - SURVEY REPORT SUBMITTAL: NOT FOR CONSTRUCTION
  - CONSTRUCTION DOCUMENT SUBMITTAL: NOT FOR CONSTRUCTION
  - BID DOCUMENT SET
  - CONSTRUCTION DOCUMENT SUBMITTAL
  - ADDENDUM SUBMITTAL
  - RECORD DRAWINGS

PROJECT TEAM:  
DESIGNED BY: **KRC**  
DRAWN BY: **EGM II**  
APPROVED BY: **VTN**

PROJECT NUMBER:  
**FH146903**

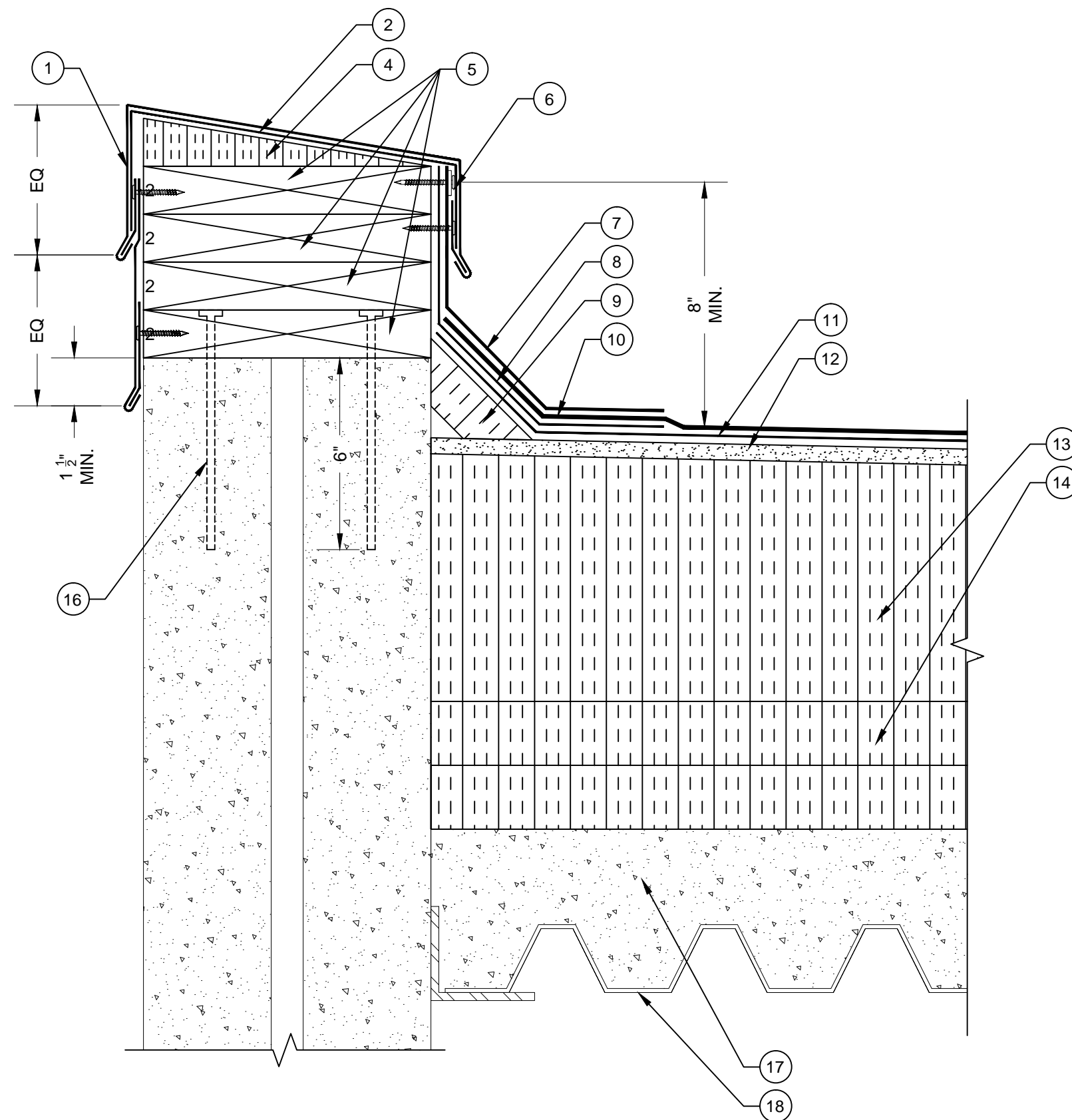
ADDENDUM:

NO 1:	DATE:	DESCRIPTION:

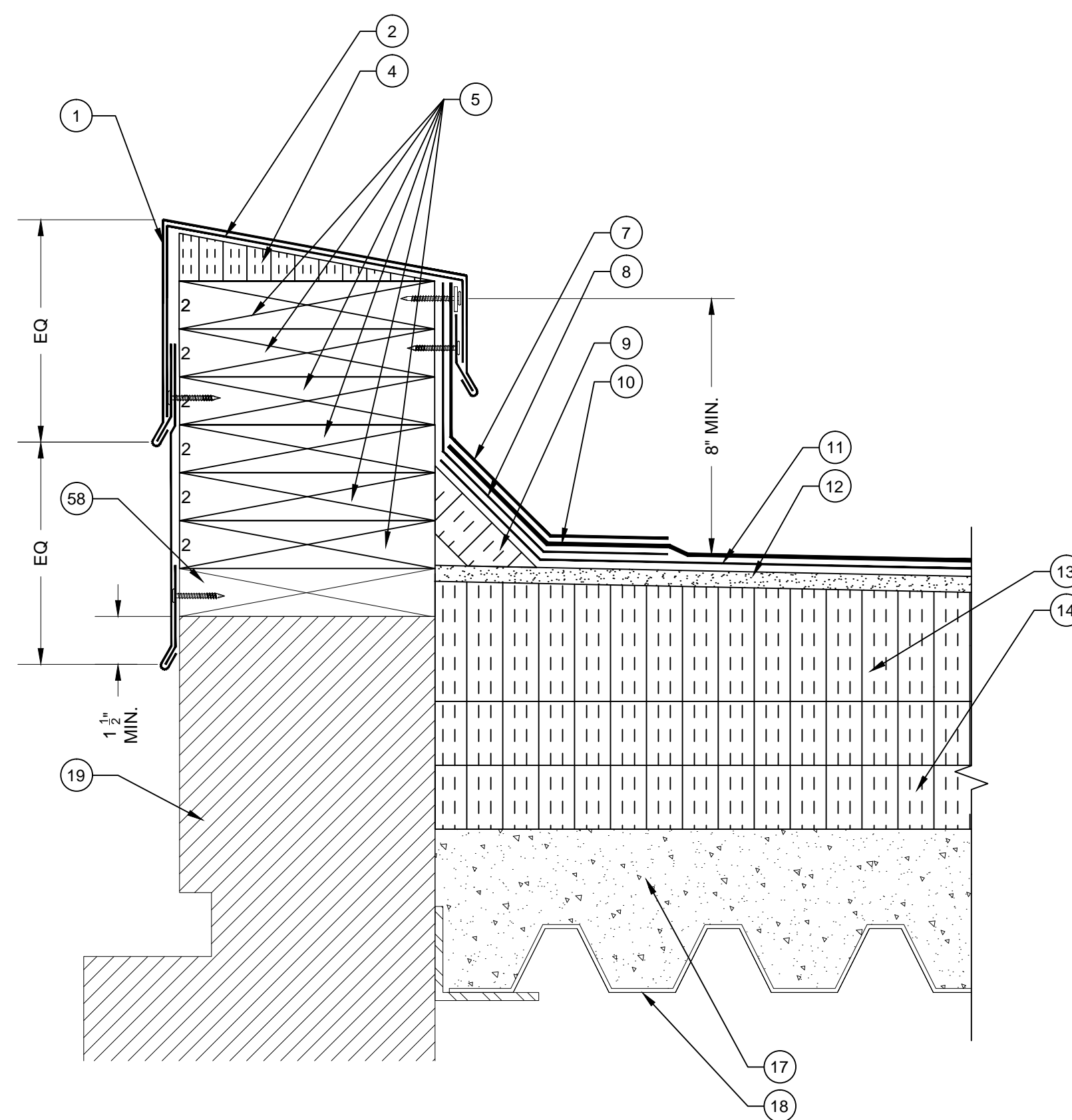
ENGINEER STATE LICENSE SEAL

TITLE SHEET:  
**ROOF PLAN**

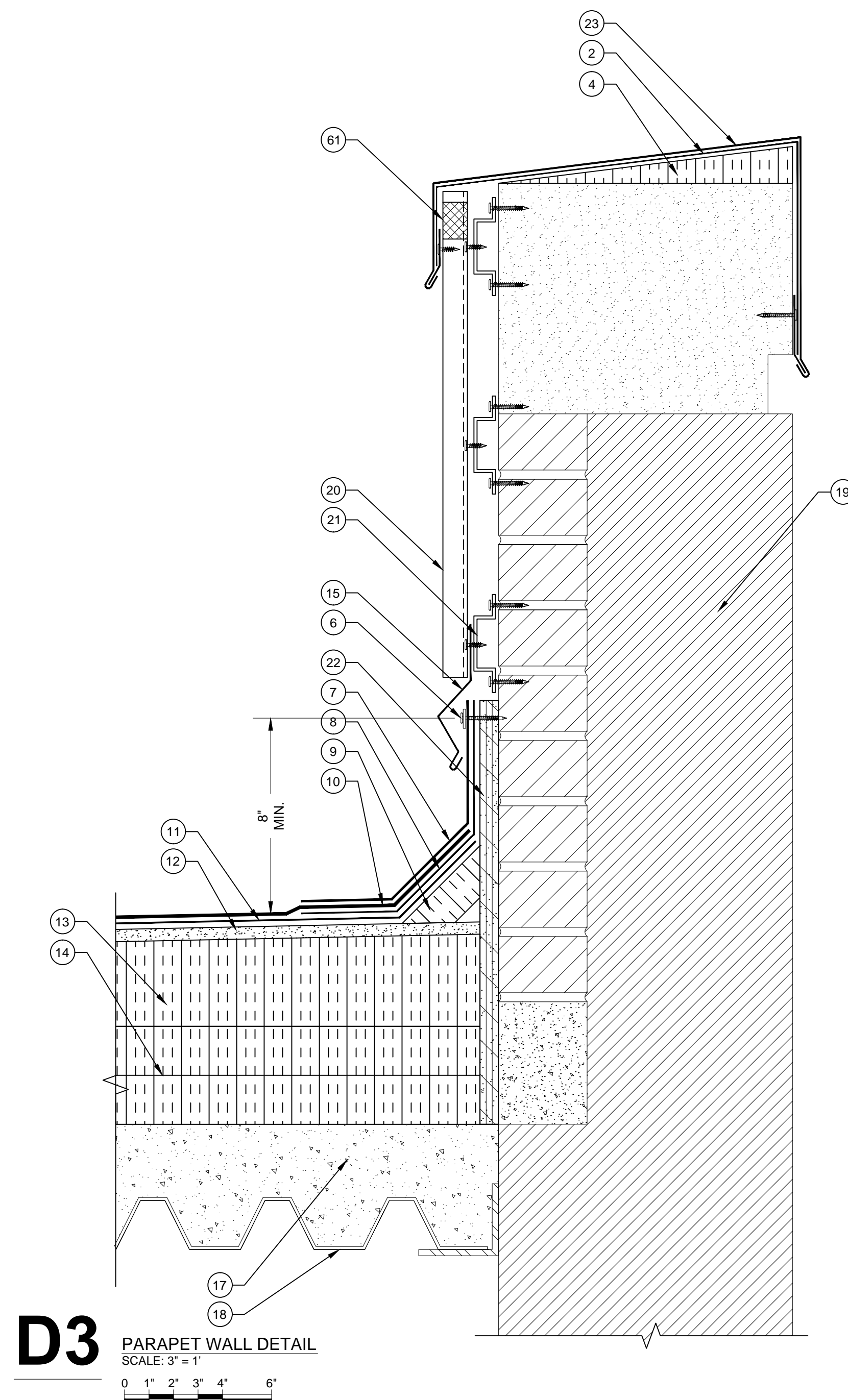
SHEET NUMBER:  
**R-100**



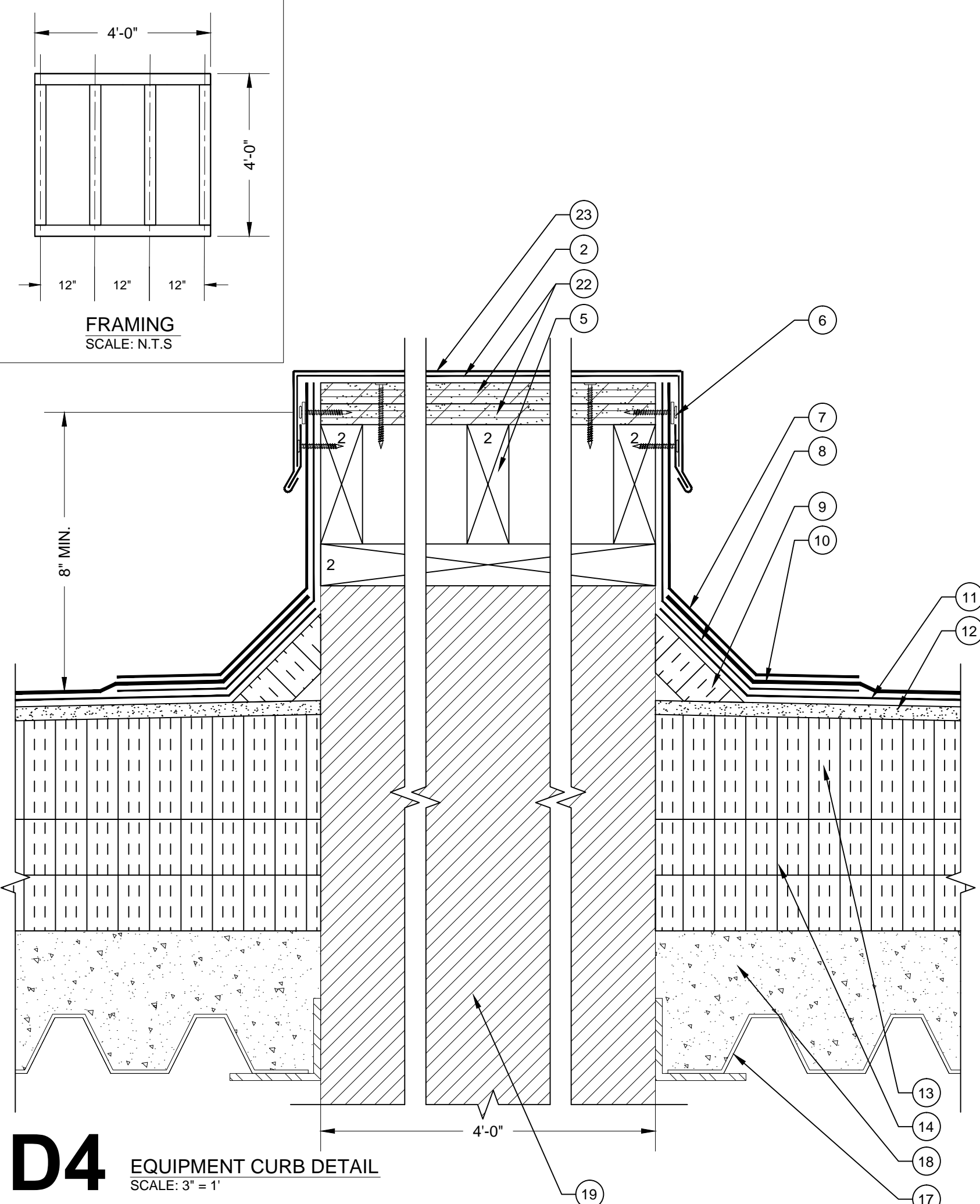
**D1** PARAPET WALL DETAIL  
SCALE: 3" = 1"  
0 1" 2" 3" 4" 6"



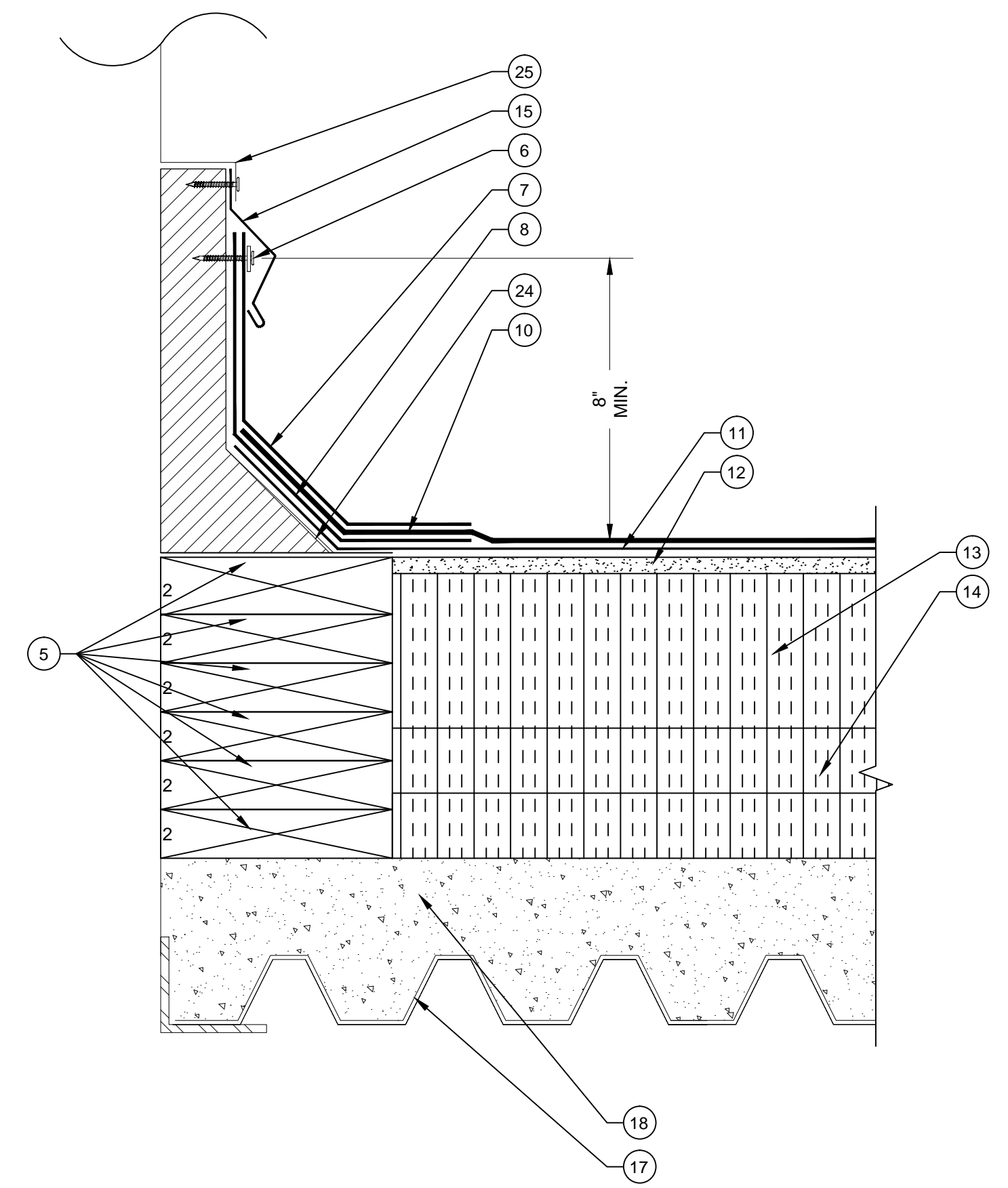
**D2** PARAPET WALL DETAIL  
SCALE: 3" = 1"  
0 1" 2" 3" 4" 6"



**D3** PARAPET WALL DETAIL  
SCALE: 3" = 1"  
0 1" 2" 3" 4" 6"



**D4** EQUIPMENT CURB DETAIL  
SCALE: 3" = 1"  
0 1" 2" 3" 4" 6"



**D5** ROOF CURB DETAIL  
SCALE: 3" = 1"  
0 1" 2" 3" 4" 6"

**D6** NOT IN USE  
SCALE: N.T.S.

**LEGEND**

1. NEW TWO PIECE COPING CAP WITH CONTINUOUS CLEAT
2. NEW SELF-ADHERING MEMBRANE
3. NEW STRIPPING PLY
4. NEW TAPERED EDGE STRIP
5. NEW WOOD BLOCKING
6. NEW TERMINATION BAR AND SEALANT
7. NEW BASE FLASHING
8. NEW BACKER PLY
9. NEW CANT STRIP
10. NEW CAP SHEET
11. NEW BASE PLY
12. NEW COVER BOARD
13. NEW TAPERED INSULATION
14. NEW BASE INSULATION (2) 2" LAYERS
15. NEW METAL COUNTER FLASHING
16. THREADED ROD WITH EPOXY DRILL DEEP INTO CONCRETE
17. EXISTING CONCRETE DECK
18. EXISTING METAL DECK
19. EXISTING BUILDING STRUCTURE
20. NEW METAL WALL PANEL
21. NEW HAT CHANNEL
22. NEW PLYWOOD
23. NEW METAL COPING CAP WITH CONTINUOUS CLEAT
24. EXISTING CURB (WITH BUILT-IN CANT)
25. EXISTING CURB COVER
26. EXISTING ROOF HATCH
27. NEW STAINLESS STEEL COUNTER FLASHING WITH RECEIVER
28. NEW BRICK (TO MATCH EXISTING)
29. NEW WEEPS (OMIT MORTAR AT HEAD JOINTS)
30. NEW FLEXIBLE COPPER FLASHING
31. NEW SEALANT
32. NEW STAINLESS STEEL COUNTER FLASHING IN NEW REGLET, LEAD WEDGE AND SEALANT
33. EXISTING PRECAST PANEL
34. EXISTING STUCCO
35. EXISTING FLASHING
36. NEW LIQUID APPLIED FLASHING WITH REINFORCEMENT
37. EXISTING CONCRETE CAP
38. EXISTING CONCRETE CURB
39. EXISTING I-BEAM
40. EXISTING CONCRETE STRUCTURE
41. NEW SURFACE MOUNTED COUNTER FLASHING
42. NEW SLEEPER COVER
43. EXISTING METAL SLEEPER
44. NEW PIPE CAP
45. NEW ROOF DRAIN
46. NEW DRAIN EXTENSION
47. NEW DRAIN SUMP
48. EXISTING PIPE PENETRATION
49. NEW INSULATION INFILL
50. NEW STAIR STRINGER
51. NEW OVERFLOW SCUPPER LINER
52. NEW METAL FACE PLATE
53. NEW LEAD FLASHING
54. NEW WATER-TIGHT MASTIC
55. NEW EXPANSION JOINT COVER
56. NEW BATT INSULATION IN POLYETHYLENE ENVELOPE
57. NEW METAL CAP COVER
58. EXISTING WOOD BLOCKING
59. FASTENERS WITH NEOPRENE WASHERS
60. NEW WALK PADS
61. NEW FORM CLOSURE
62. NEW STILL FLASHING
63. NEW WOOD FRAMING
64. EXISTING GOOSE NECK
65. NEW METAL DECK PAINTED ON INTERIOR TO MATCH EXISTING
66. NEW MIDSPAN SUPPORT
67. NEW 2" x3" Z 20 ga. CLIPS (4)
68. NEW 1/2" CONCRETE LAG
69. EXISTING PLYWOOD
70. NEW BATT INSULATION
71. NEW 1/2" STEEL Z ANGLE
72. NEW METAL DECKING

**STAFFORD CONSULTING ENGINEERS**  
A Terracon COMPANY  
Building Enclosure Systems Specialists  
2020 STARITA ROAD SUITE-E  
CHARLOTTE, NORTH CAROLINA  
p: 704.594.8940 f: 704.509.1888  
RALEIGH, CHARLOTTE, JACKSONVILLE

PROJECT NAME AND ADDRESS:  
**UNIVERSITY OF SOUTH CAROLINA  
USC JONES PSC  
ROOF REPLACEMENT PROJECT**  
701 MAIN ST.  
COLUMBIA, SC 29208

ISSUE DATE:  
**AUGUST 28, 2015**

ISSUE FOR:

- DESIGN DEVELOPMENT SUBMITTAL: NOT FOR CONSTRUCTION
- SURVEY REPORT SUBMITTAL: NOT FOR CONSTRUCTION
- CONSTRUCTION DOCUMENT SUBMITTAL: NOT FOR CONSTRUCTION
- BID DOCUMENT SET
- CONSTRUCTION DOCUMENT SUBMITTAL
- ADDENDUM SUBMITTAL
- RECORD DRAWINGS

PROJECT TEAM:  
DESIGNED BY: **KRC**  
DRAWN BY: **EGM II**  
APPROVED BY: **VTN**  
PROJECT NUMBER: **FH146903**

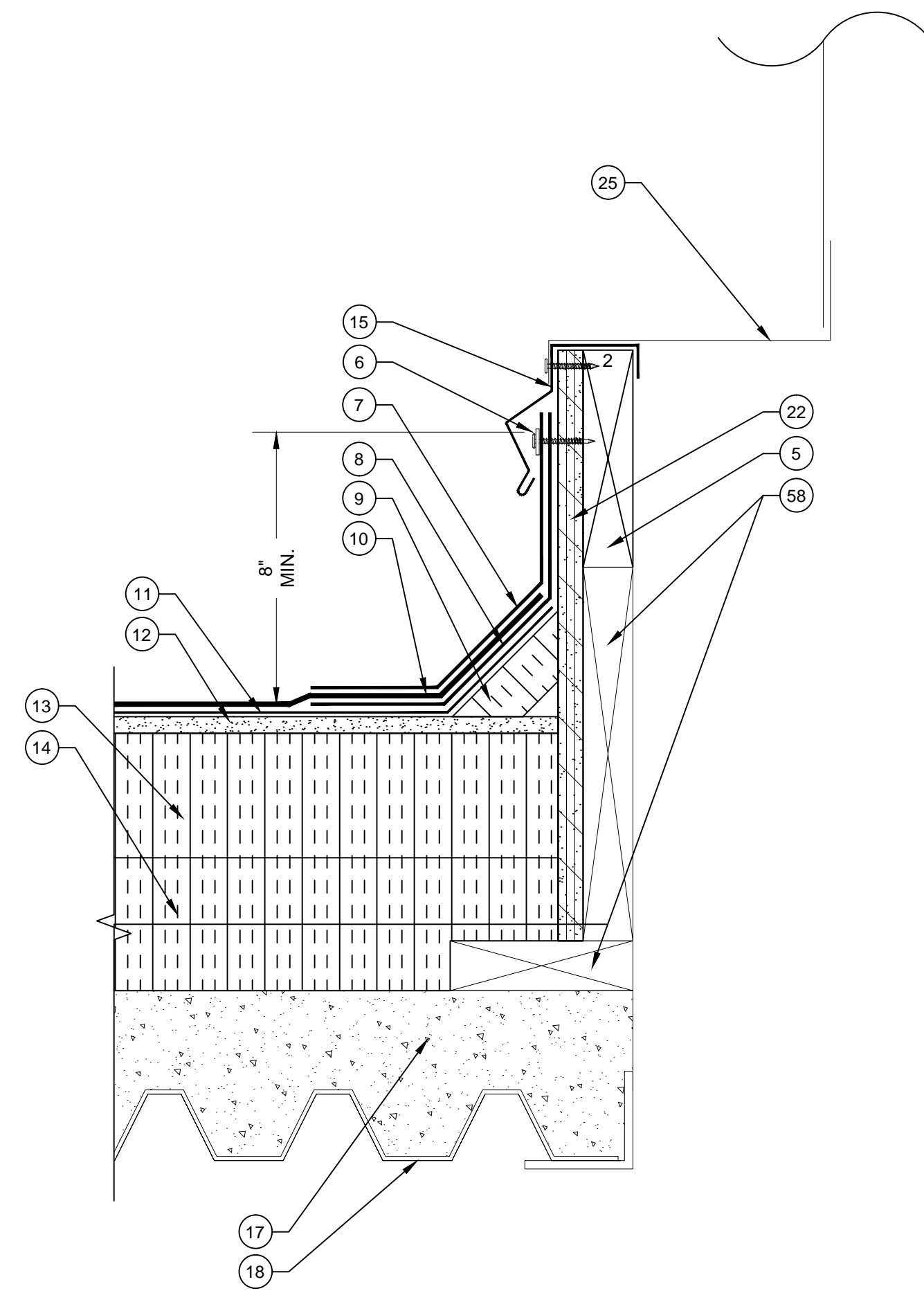
ADDENDUM:

NO. 1:	DATE:	DESCRIPTION:

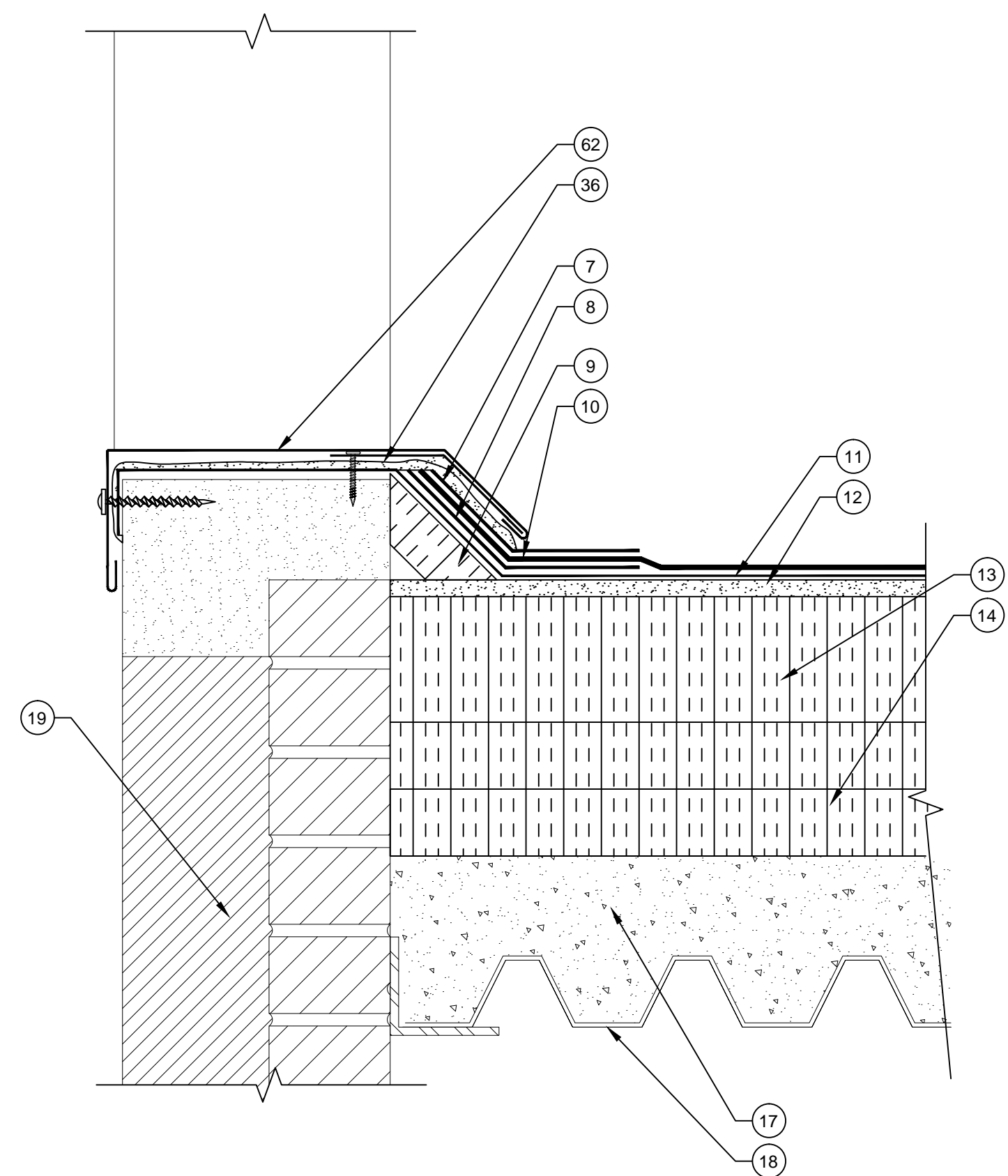
ENGINEER STATE LICENSE SEAL

TITLE SHEET:  
**ROOF DETAILS**

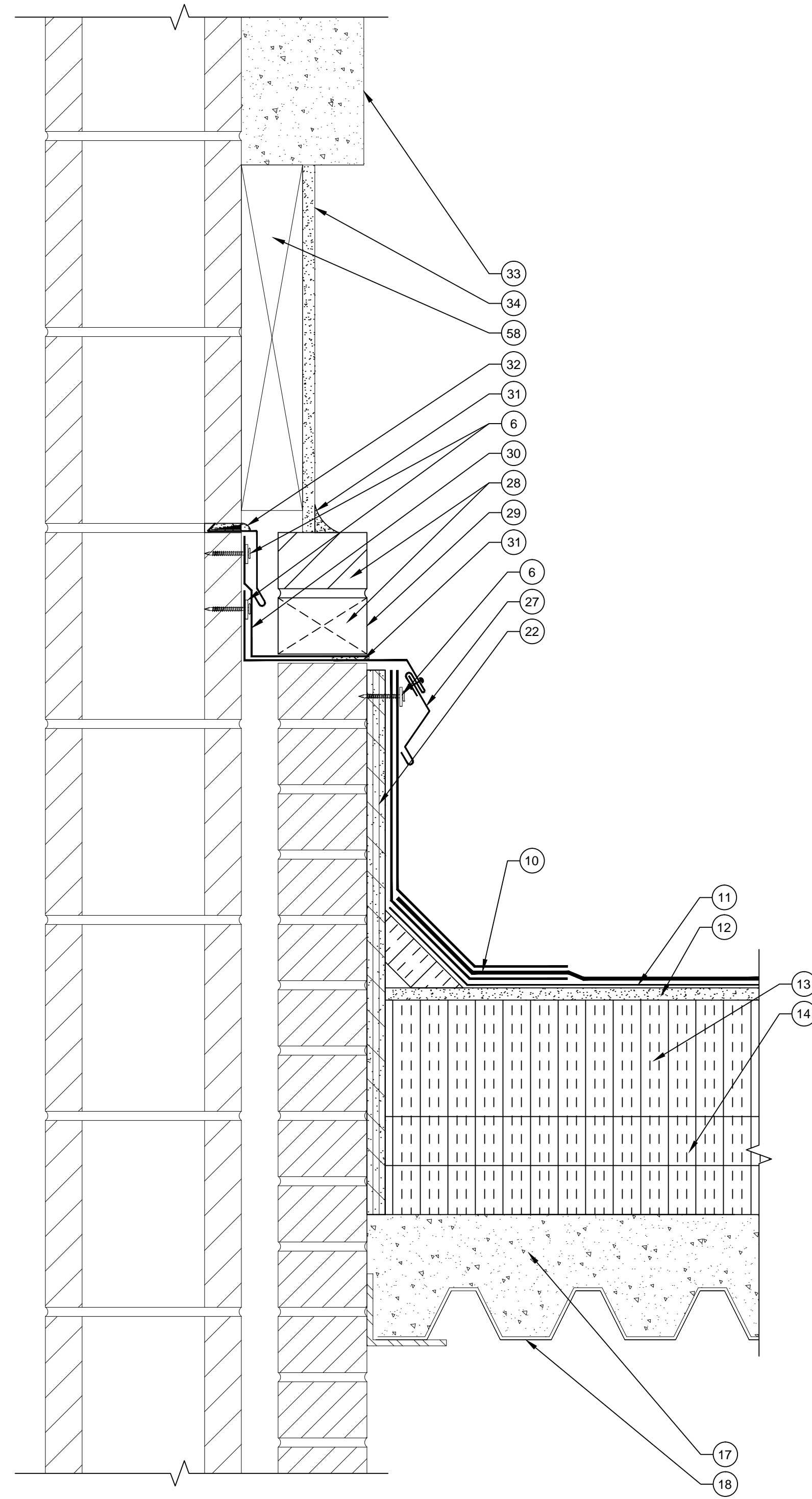
SHEET NUMBER:  
**R-200**



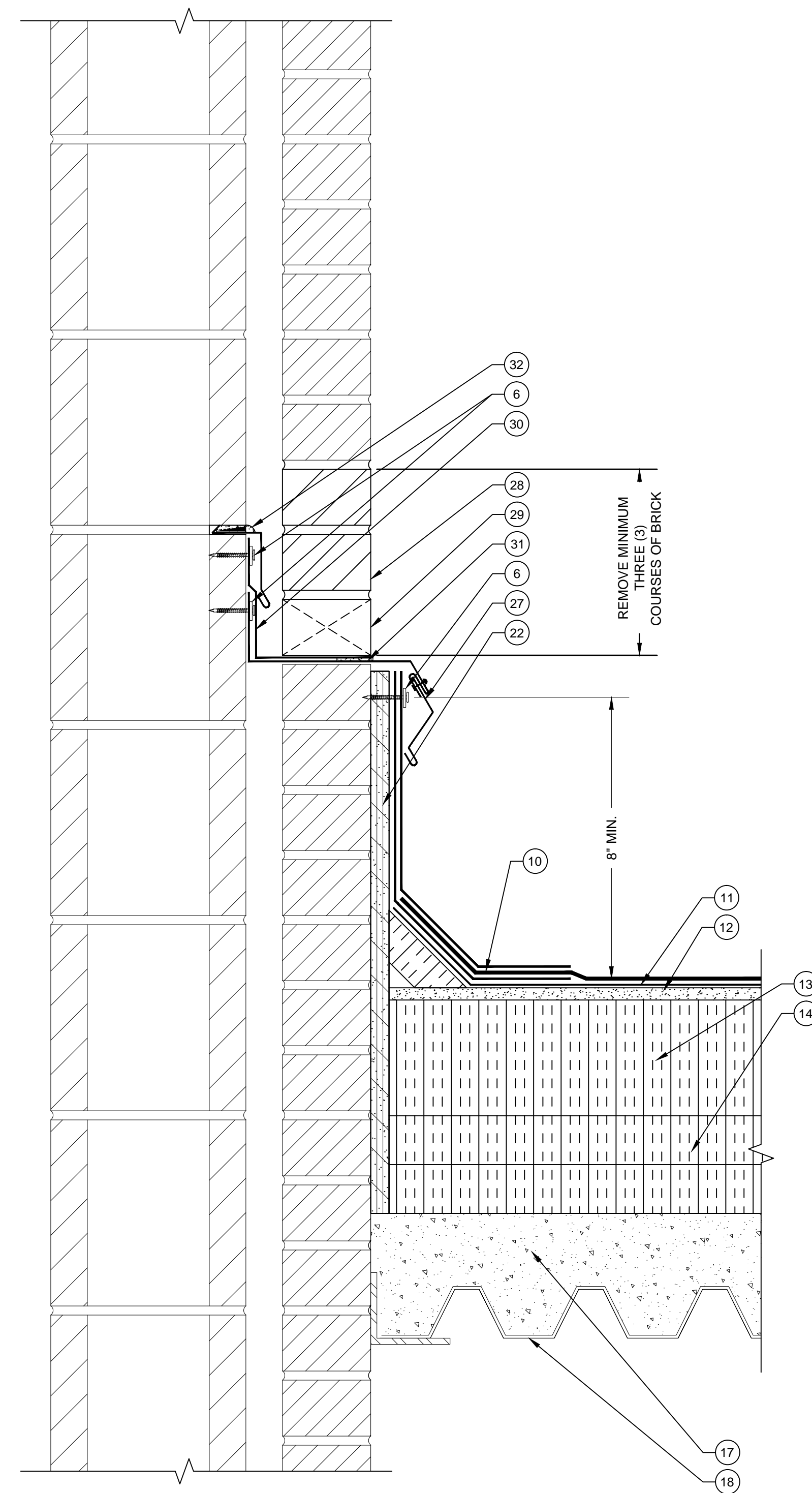
**D7** ROOF CURB DETAIL  
SCALE: 3" = 1"  
0 1' 2' 3' 4' 6'



**D8** DOOR THRESHOLD DETAIL  
SCALE: 3" = 1"  
0 1' 2' 3' 4' 6'



**D9** WALL FLASHING DETAIL  
SCALE: 3" = 1"  
0 1' 2' 3' 4' 6'



**D10** WALL FLASHING DETAIL  
SCALE: 3" = 1"  
0 1' 2' 3' 4' 6'

**LEGEND**

1. NEW TWO PIECE COPING CAP WITH CONTINUOUS CLEAT
2. NEW SELF-ADHERING MEMBRANE
3. NEW STRIPPING PLY
4. NEW TAPERED EDGE STRIP
5. NEW WOOD BLOCKING
6. NEW TERMINATION BAR AND SEALANT
7. NEW BASE FLASHING
8. NEW BACKER PLY
9. NEW CANT STRIP
10. NEW CAP SHEET
11. NEW BASE PLY
12. NEW COVER BOARD
13. NEW TAPERED INSULATION
14. NEW BASE INSULATION (2) 2" LAYERS
15. NEW METAL COUNTER FLASHING
16. THREADED ROD WITH EPOXY DRILL DEEP INTO CONCRETE
17. EXISTING CONCRETE DECK
18. EXISTING METAL DECK
19. EXISTING BUILDING STRUCTURE
20. NEW METAL WALL PANEL
21. NEW HAT CHANNEL
22. NEW PLYWOOD
23. NEW METAL COPING CAP WITH CONTINUOUS CLEAT
24. EXISTING CURB (WITH BUILT-IN CANT)
25. EXISTING CURB COVER
26. EXISTING ROOF HATCH
27. NEW STAINLESS STEEL COUNTER FLASHING WITH RECEIVER
28. NEW BRICK (TO MATCH EXISTING)
29. NEW WEEPS (OMIT MORTAR AT HEAD JOINTS)
30. NEW FLEXIBLE COPPER FLASHING
31. NEW SEALANT
32. NEW STAINLESS STEEL COUNTER FLASHING IN NEW REGLET, LEAD WEDGE AND SEALANT
33. EXISTING PRECAST PANEL
34. EXISTING STUCCO
35. EXISTING FLASHING
36. NEW LIQUID APPLIED FLASHING WITH REINFORCEMENT
37. EXISTING CONCRETE CAP
38. EXISTING CONCRETE CURB
39. EXISTING I-BEAM
40. EXISTING CONCRETE STRUCTURE
41. NEW SURFACE MOUNTED COUNTER FLASHING
42. NEW SLEEPER COVER
43. EXISTING METAL SLEEPER
44. NEW PIPE CAP
45. NEW ROOF DRAIN
46. NEW DRAIN EXTENSION
47. NEW DRAIN SUMP
48. EXISTING PIPE PENETRATION
49. NEW INSULATION INFILL
50. NEW STAIR STRINGER
51. NEW OVERFLOW SCUPPER LINER
52. NEW METAL FACE PLATE
53. NEW LEAD FLASHING
54. NEW WATER-TIGHT MASTIC
55. NEW EXPANSION JOINT COVER
56. NEW BATT INSULATION IN POLYETHYLENE ENVELOPE
57. NEW METAL CAP COVER
58. EXISTING WOOD BLOCKING
59. FASTENERS WITH NEOPRENE WASHERS
60. NEW WALK PADS
61. NEW FORM CLOSURE
62. NEW STILL FLASHING
63. NEW WOOD FRAMING
64. EXISTING GOOSE NECK
65. NEW METAL DECK PAINTED ON INTERIOR TO MATCH EXISTING
66. NEW MIDSPAN SUPPORT
67. NEW 2" x 3" Z 20 ga. CLIPS (4)
68. NEW 3/4" CONCRETE LAG
69. EXISTING PLYWOOD
70. NEW BATT INSULATION
71. NEW 1/2" STEEL Z ANGLE
72. NEW METAL DECKING

PROJECT NAME AND ADDRESS:

UNIVERSITY OF SOUTH CAROLINA  
**USC JONES PSC  
ROOF REPLACEMENT  
PROJECT**  
701 MAIN ST.  
COLUMBIA, SC 29208



ISSUE DATE:

**AUGUST 28, 2015**

ISSUE FOR:

- DESIGN DEVELOPMENT SUBMITTAL: NOT FOR CONSTRUCTION
- SURVEY REPORT SUBMITTAL: NOT FOR CONSTRUCTION
- CONSTRUCTION DOCUMENT SUBMITTAL: NOT FOR CONSTRUCTION
- BID DOCUMENT SET
- CONSTRUCTION DOCUMENT SUBMITTAL
- ADDENDUM SUBMITTAL
- RECORD DRAWINGS

PROJECT TEAM:

DESIGNED BY:

**KRC**

DRAWN BY:

**EGM II**

APPROVED BY:

**VTN**

PROJECT NUMBER:

**FH146903**

ADDENDUM:

NO. 1: DATE: DESCRIPTION:

NO. 1:	DATE:	DESCRIPTION:

ENGINEER STATE LICENSE SEAL

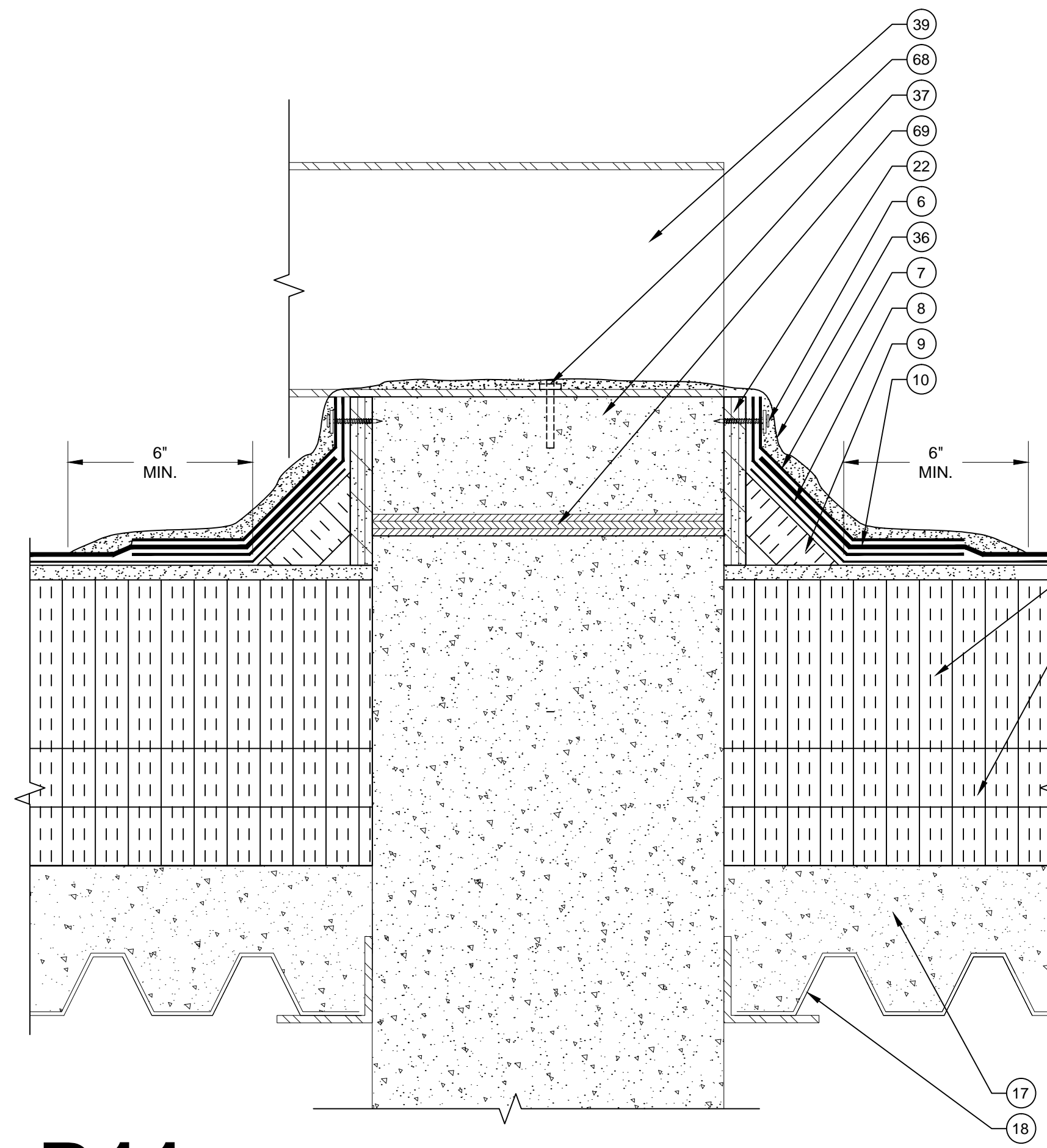


TITLE SHEET:

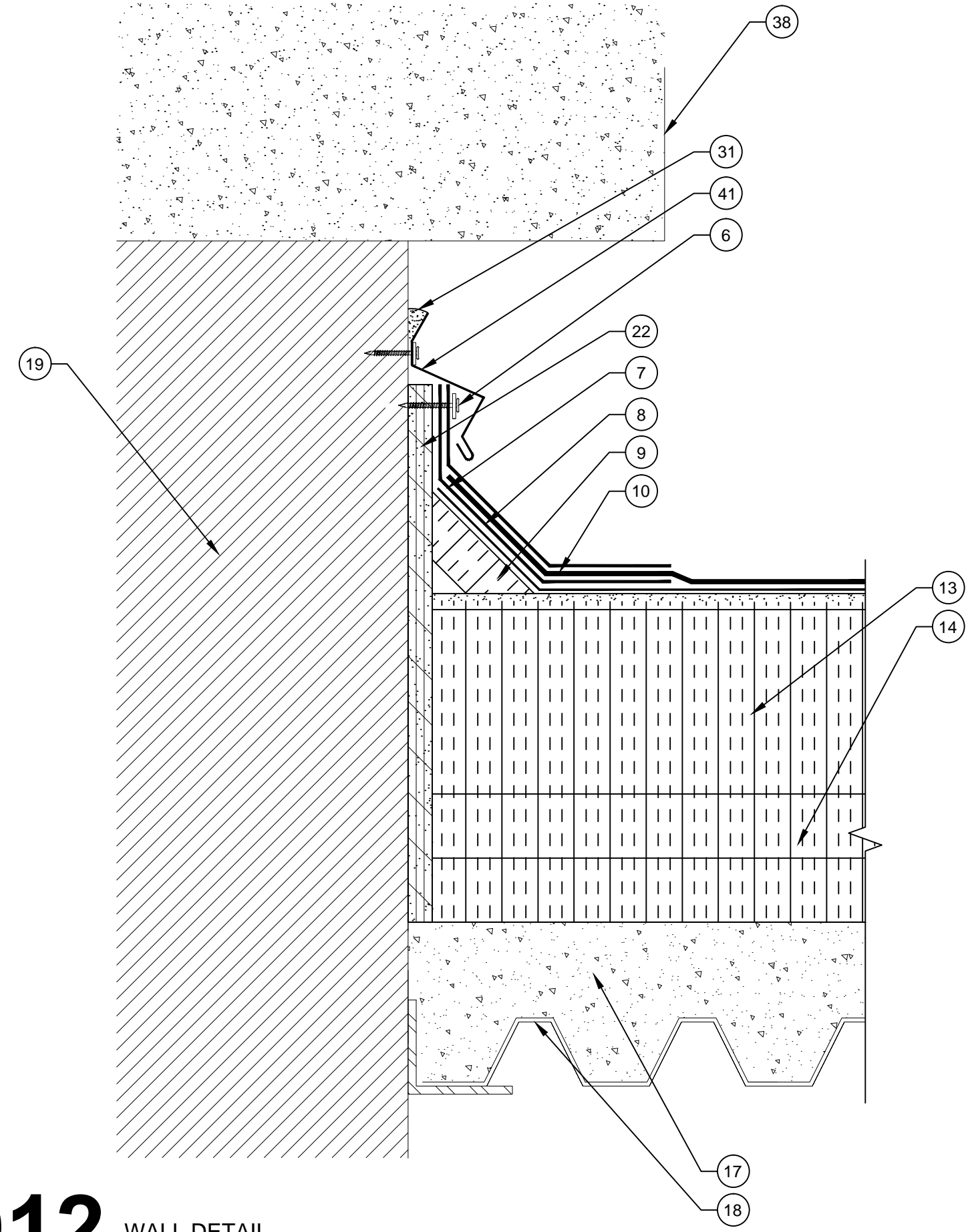
**ROOF DETAILS**

SHEET NUMBER:

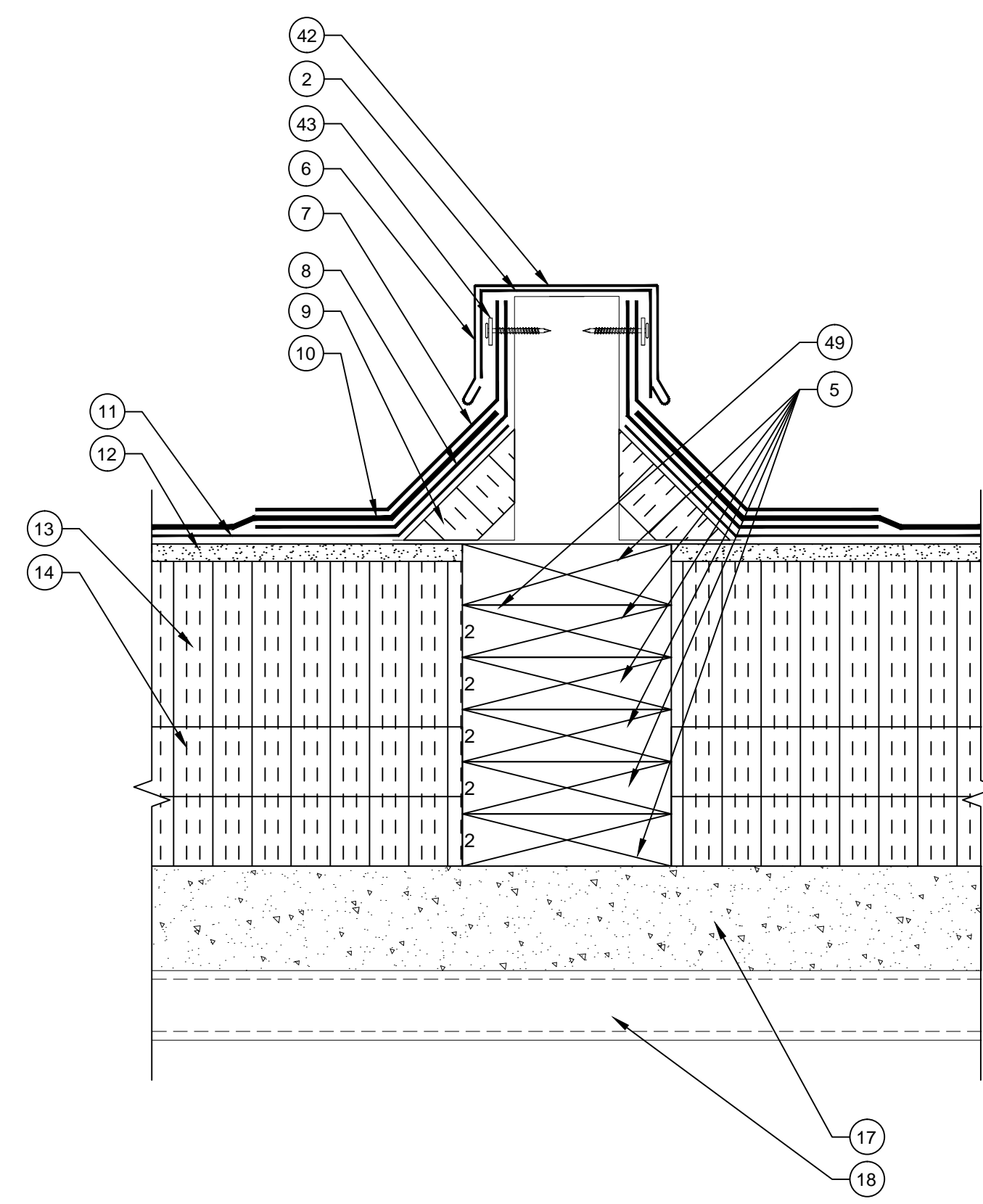
**R-201**



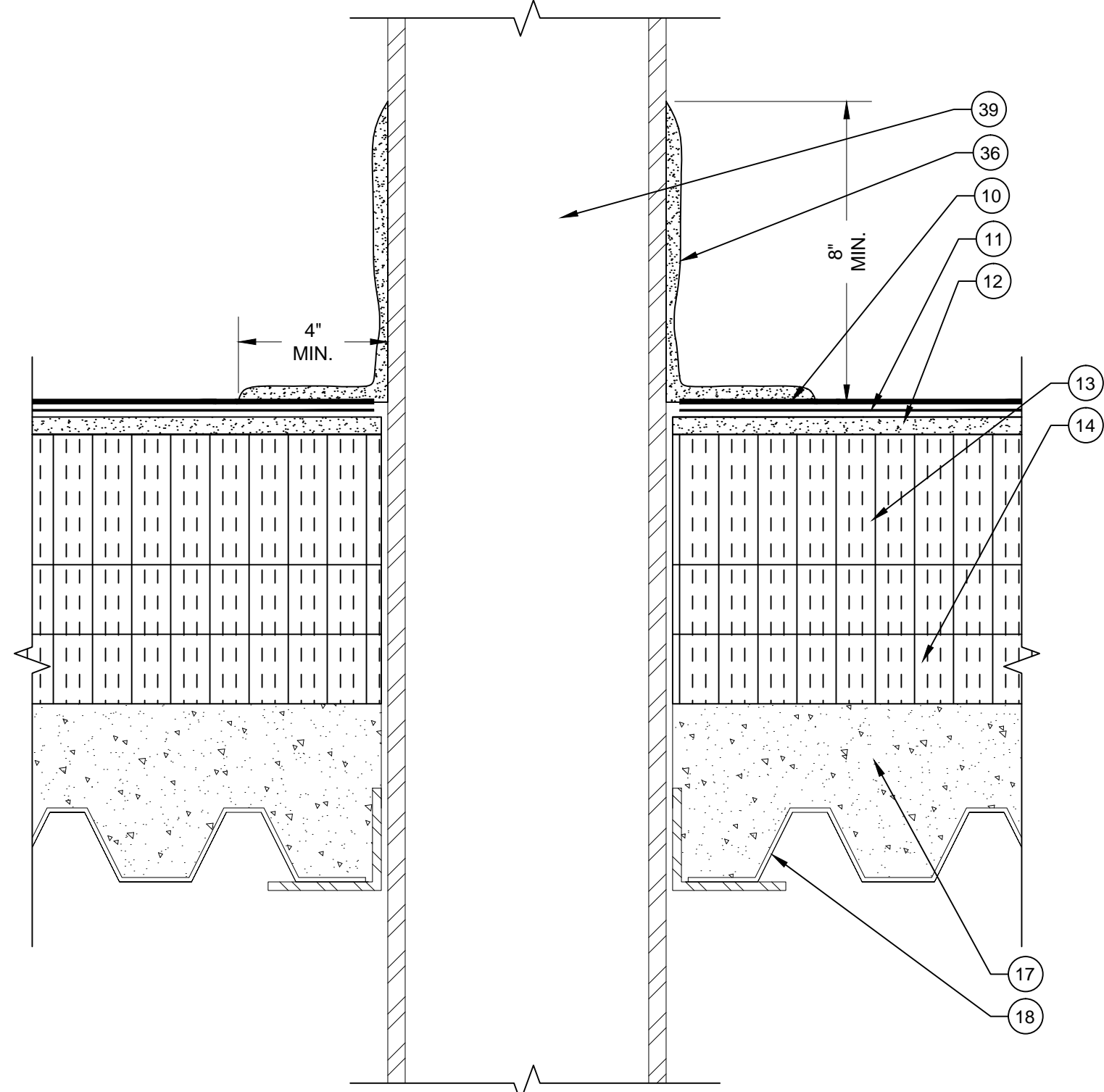
**D11** SATELLITE CURB DETAIL  
SCALE: 3" = 1"  
0 1" 2" 3" 4" 6"



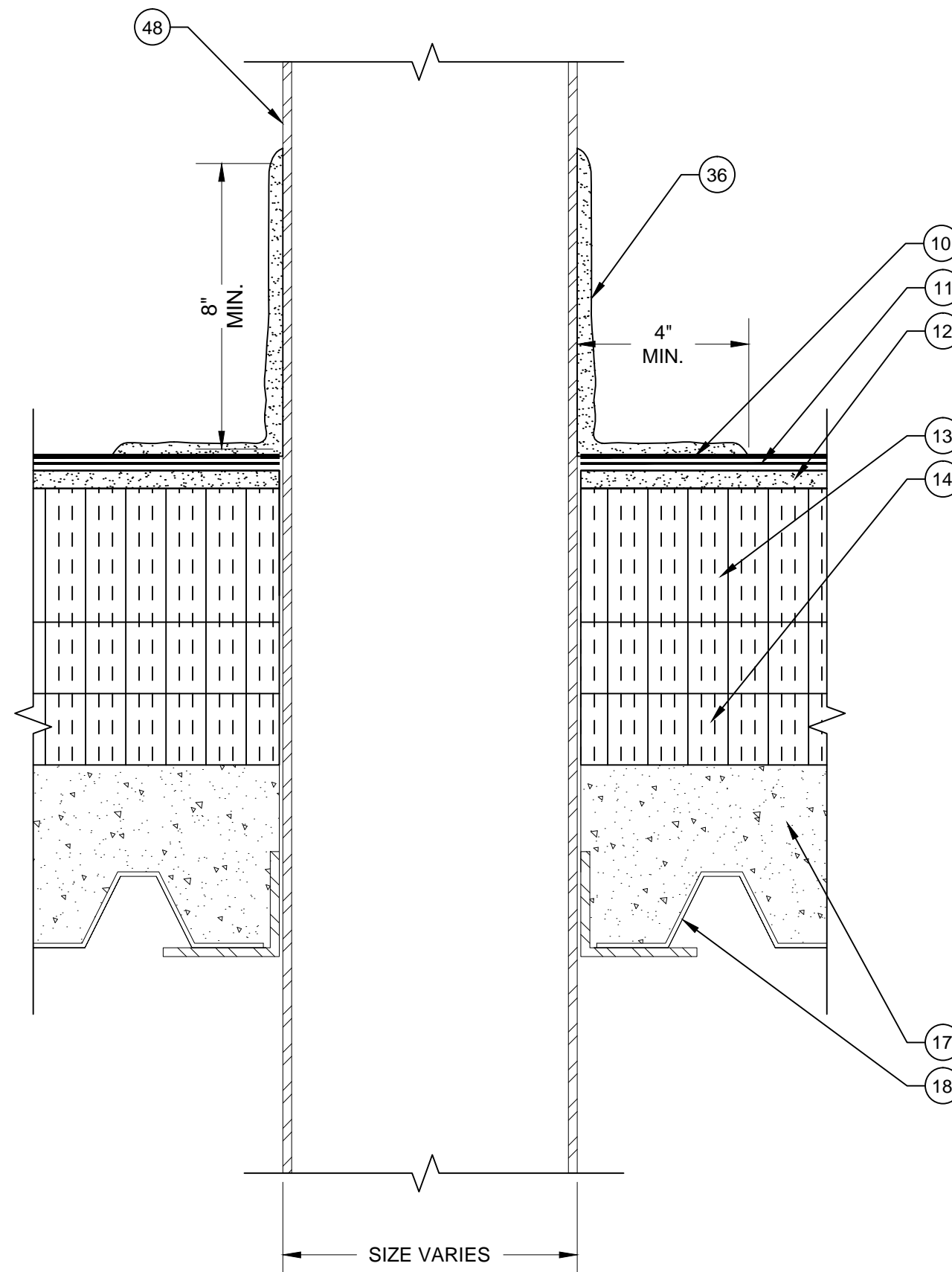
**D12** WALL DETAIL  
SCALE: 3" = 1"  
0 1" 2" 3" 4" 6"



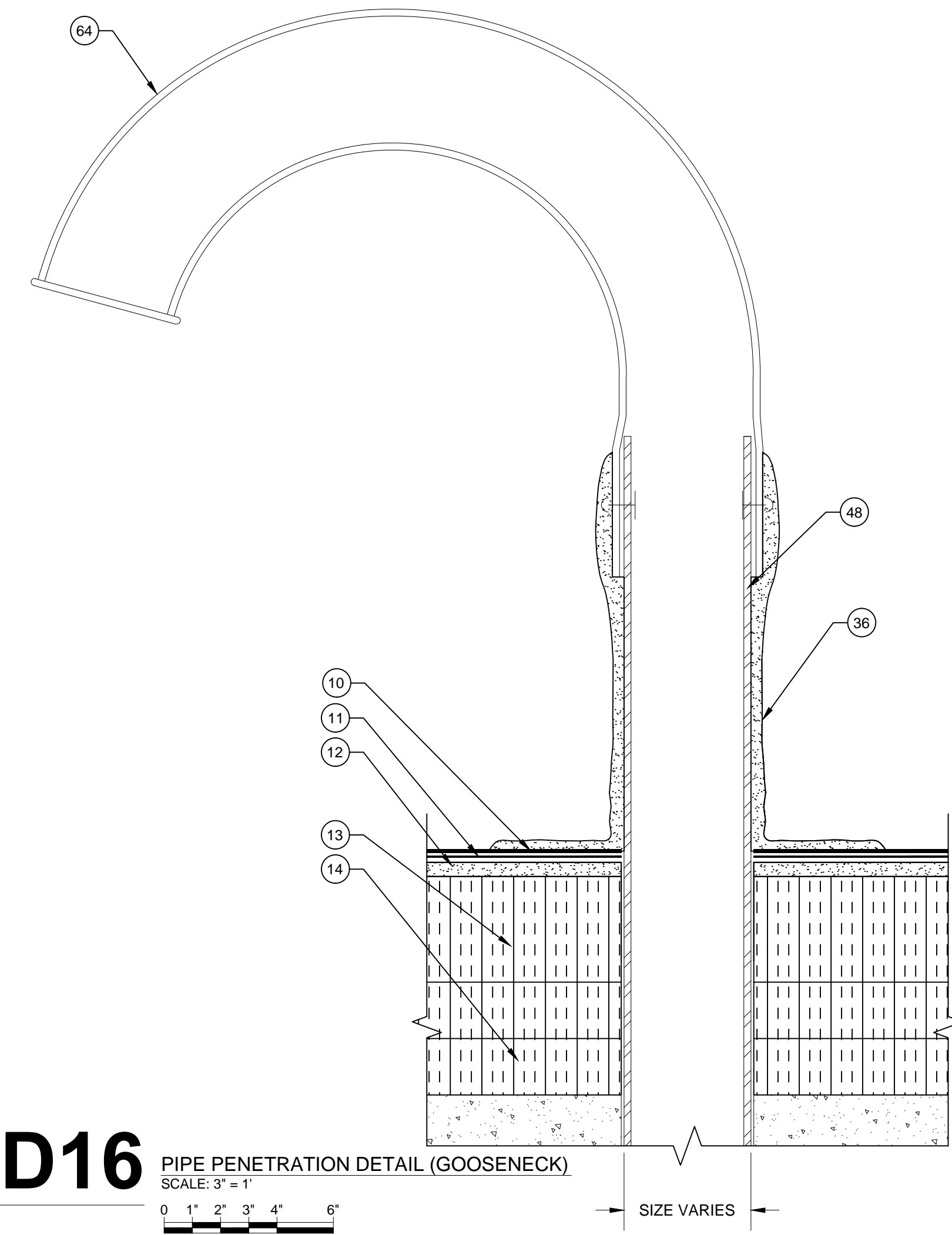
**D13** UPPER ROOF SLEEPER DETAIL  
SCALE: 3" = 1"  
0 1" 2" 3" 4" 6"



**D14** I-BEAM DETAIL  
SCALE: 3" = 1"  
0 1" 2" 3" 4" 6"



**D15** PIPE FLASHING DETAIL  
SCALE: 3" = 1"  
0 1" 2" 3" 4" 6"



**D16** PIPE PENETRATION DETAIL (GOOSENECK)  
SCALE: 3" = 1"  
0 1" 2" 3" 4" 6"

**LEGEND**

1. NEW TWO PIECE COPING CAP WITH CONTINUOUS CLEAT
2. NEW SELF-ADHERING MEMBRANE
3. NEW STRIPPING PLY
4. NEW TAPERED EDGE STRIP
5. NEW WOOD BLOCKING
6. NEW TERMINATION BAR AND SEALANT
7. NEW BASE FLASHING
8. NEW BACKER PLY
9. NEW CANT STRIP
10. NEW CAP SHEET
11. NEW BASE PLY
12. NEW COVER BOARD
13. NEW TAPERED INSULATION
14. NEW BASE INSULATION (2) 2" LAYERS
15. NEW METAL COUNTER FLASHING
16. THREADED ROD WITH EPOXY DRILL DEEP INTO CONCRETE
17. EXISTING CONCRETE DECK
18. EXISTING METAL DECK
19. EXISTING BUILDING STRUCTURE
20. NEW METAL WALL PANEL
21. NEW HAT CHANNEL
22. NEW PLYWOOD
23. NEW METAL COPING CAP WITH CONTINUOUS CLEAT
24. EXISTING CURB (WITH BUILT-IN CANT)
25. EXISTING CURB COVER
26. EXISTING ROOF HATCH
27. NEW STAINLESS STEEL COUNTER FLASHING WITH RECEIVER
28. NEW BRICK (TO MATCH EXISTING)
29. NEW WEEPS (OMIT MORTAR AT HEAD JOINTS)
30. NEW FLEXIBLE COPPER FLASHING
31. NEW SEALANT
32. NEW STAINLESS STEEL COUNTER FLASHING IN NEW REGLET LEAD WEDGE AND SEALANT
33. EXISTING PRECAST PANEL
34. EXISTING STUCCO
35. EXISTING FLASHING
36. NEW LIQUID APPLIED FLASHING WITH REINFORCEMENT
37. EXISTING CONCRETE CAP
38. EXISTING CONCRETE CURB
39. EXISTING I-BEAM
40. EXISTING CONCRETE STRUCTURE
41. NEW SURFACE MOUNTED COUNTER FLASHING
42. NEW SLEEPER COVER
43. EXISTING METAL SLEEPER
44. NEW PIPE CAP
45. NEW ROOF DRAIN
46. NEW DRAIN EXTENSION
47. NEW DRAIN SUMP
48. EXISTING PIPE PENETRATION
49. NEW INSULATION INFILL
50. NEW STAIR STRINGER
51. NEW OVERFLOW SCUPPER LINER
52. NEW METAL FACE PLATE
53. NEW LEAD FLASHING
54. NEW WATER-TIGHT MASTIC
55. NEW EXPANSION JOINT COVER
56. NEW BATT INSULATION IN POLYETHYLENE ENVELOPE
57. NEW METAL CAP COVER
58. EXISTING WOOD BLOCKING
59. FASTENERS WITH NEOPRENE WASHERS
60. NEW WALK PADS
61. NEW FORM CLOSURE
62. NEW STILL FLASHING
63. NEW WOOD FRAMING
64. EXISTING GOOSE NECK
65. NEW METAL DECK PAINTED ON INTERIOR TO MATCH EXISTING
66. NEW MIDSPAN SUPPORT
67. NEW 2" x 3" Z 20 ga. CLIPS (4)
68. NEW 3/4" CONCRETE LAG
69. EXISTING PLYWOOD
70. NEW BATT INSULATION
71. NEW 3/4" STEEL Z ANGLE
72. NEW METAL DECKING

PROJECT NAME AND ADDRESS:

UNIVERSITY OF SOUTH CAROLINA  
**USC JONES PSC ROOF REPLACEMENT PROJECT**  
701 MAIN ST.  
COLUMBIA, SC 29208  
UNIVERSITY OF SOUTH CAROLINA

ISSUE DATE:

**AUGUST 28, 2015**

ISSUE FOR:

- DESIGN DEVELOPMENT SUBMITTAL: NOT FOR CONSTRUCTION
- SURVEY REPORT SUBMITTAL: NOT FOR CONSTRUCTION
- CONSTRUCTION DOCUMENT SUBMITTAL: NOT FOR CONSTRUCTION
- BID DOCUMENT SET
- CONSTRUCTION DOCUMENT SUBMITTAL
- ADDENDUM SUBMITTAL
- RECORD DRAWINGS

PROJECT TEAM:


DESIGNED BY: **KRC**  
DRAWN BY: **EGM II**  
APPROVED BY: **VTN**

PROJECT NUMBER:  
**FH146903**

ADDENDUM:

NO. 1:	DATE:	DESCRIPTION:

ENGINEER STATE LICENSE SEAL

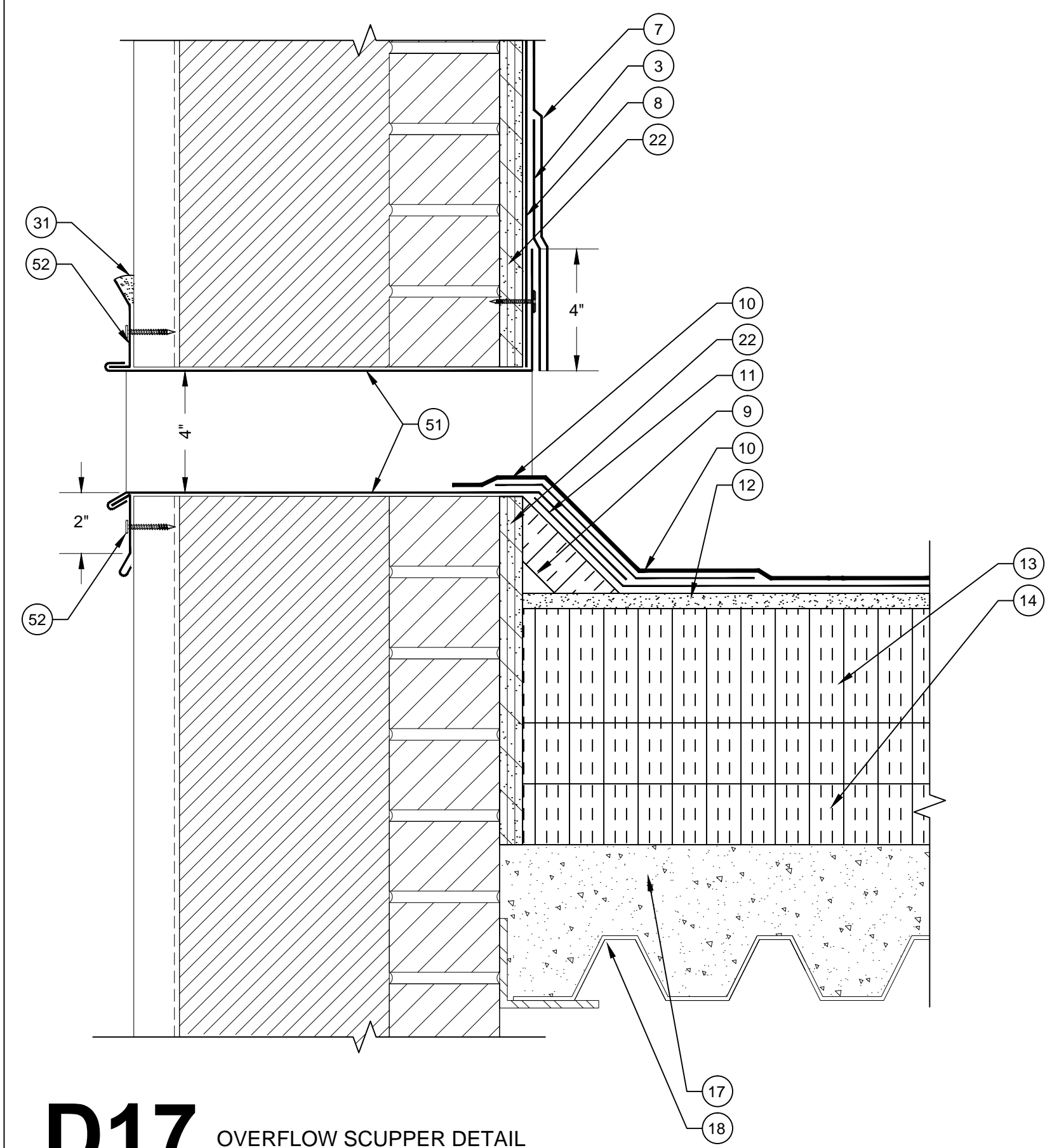


TITLE SHEET:

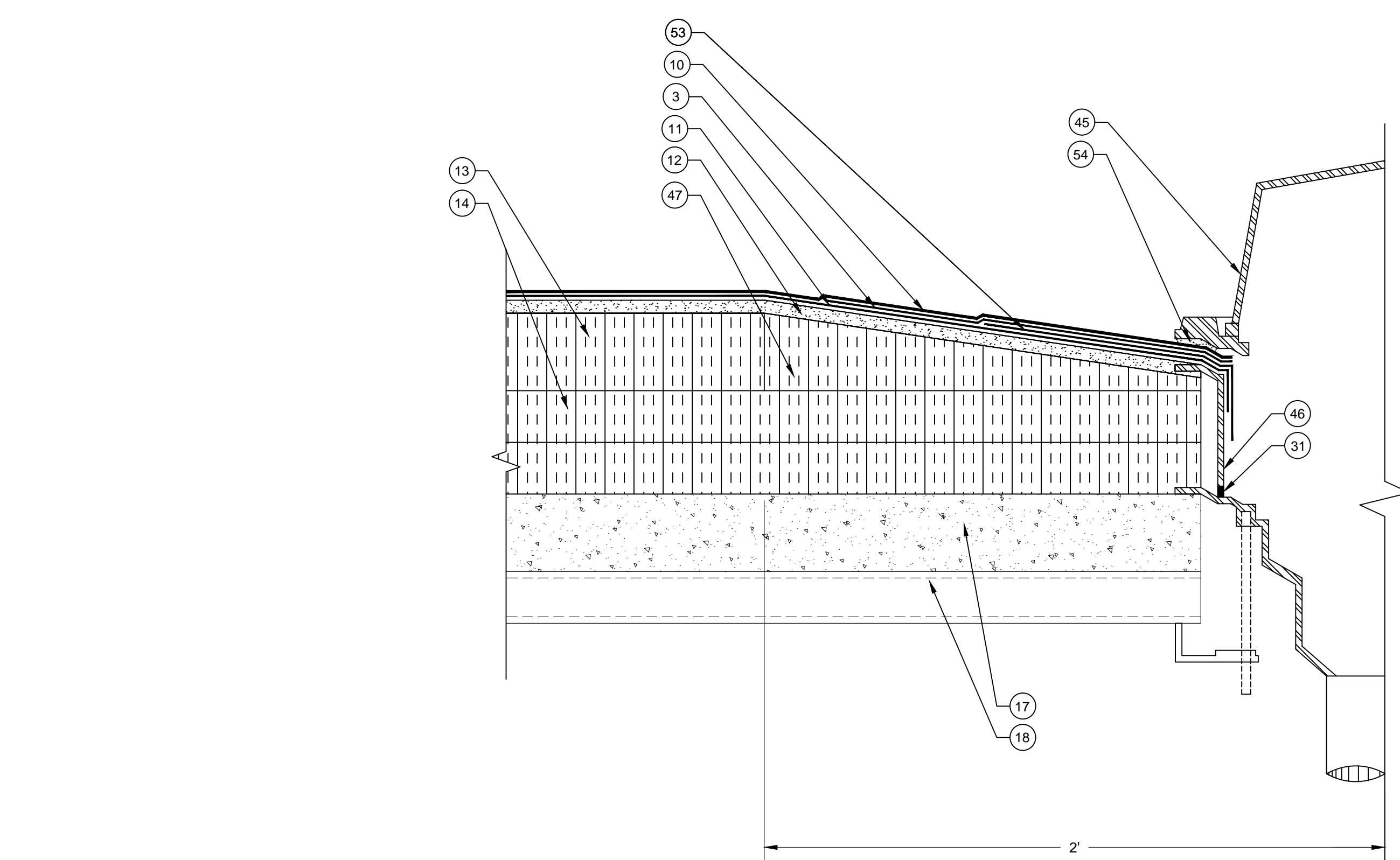
**ROOF DETAILS**

SHEET NUMBER:

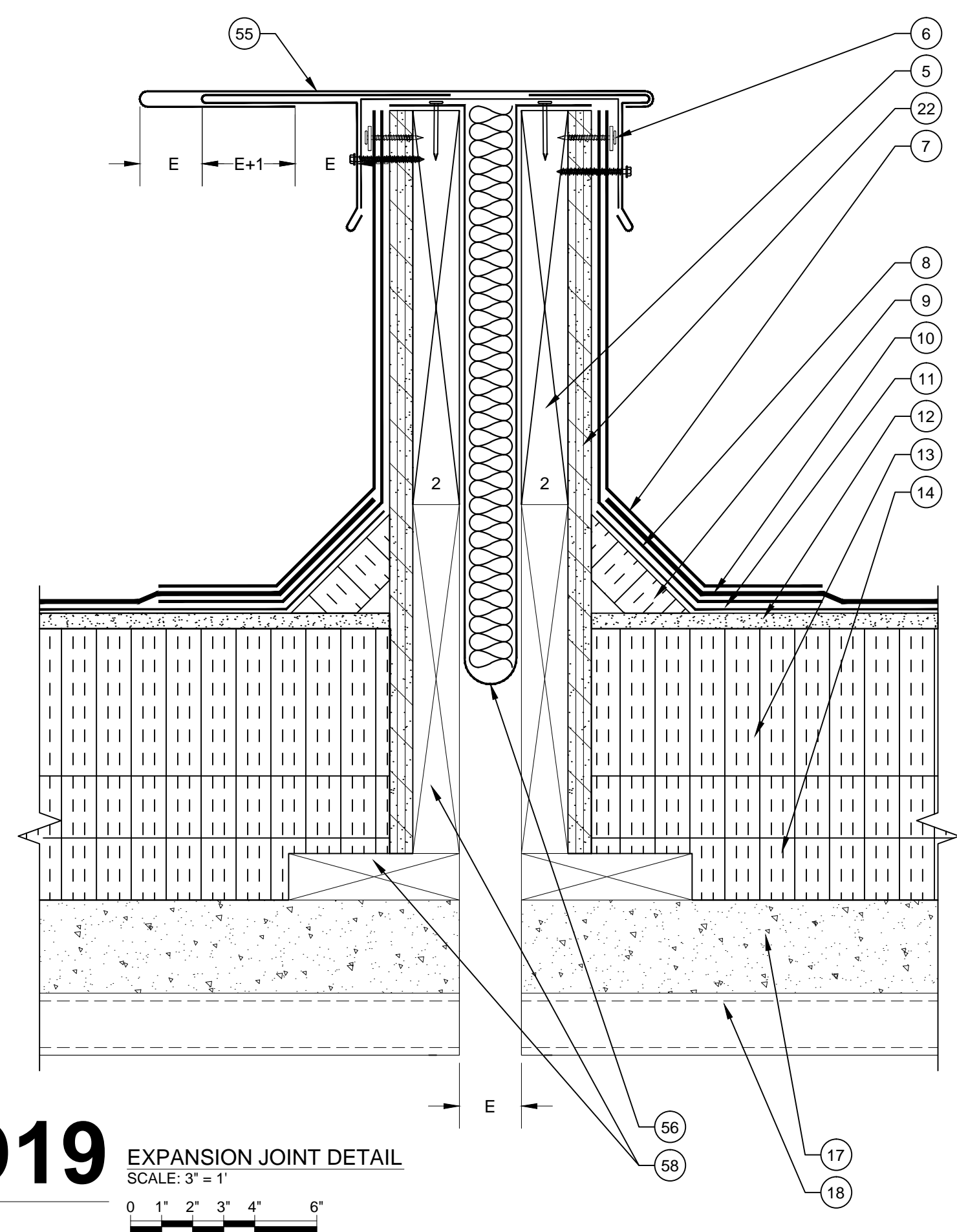
**R-202**



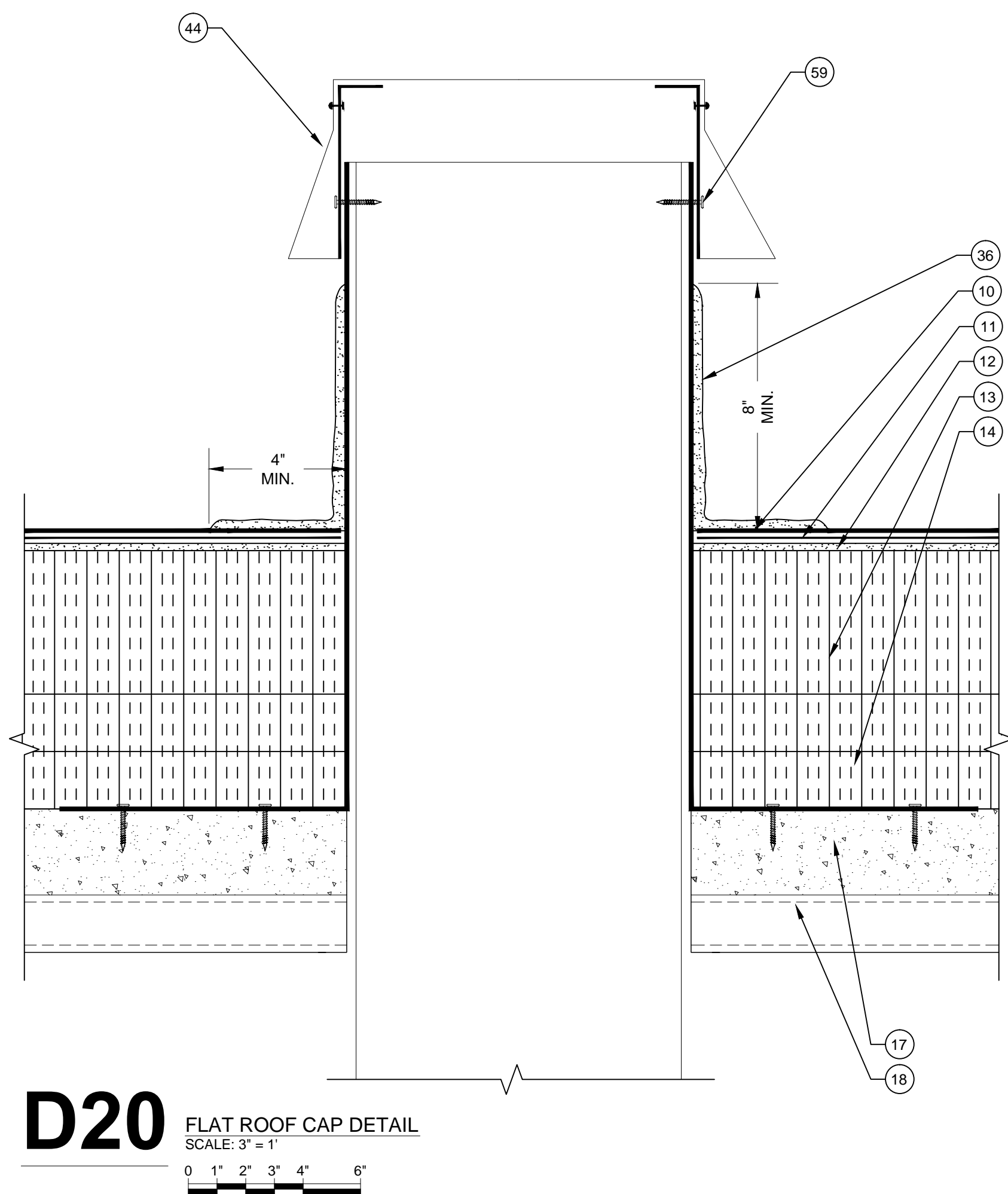
**D17** OVERFLOW SCUPPER DETAIL  
SCALE: 3" = 1"



**D18** ROOF DRAIN DETAIL  
SCALE: 3" = 1"



**D19** EXPANSION JOINT DETAIL  
SCALE: 3" = 1"



**D20** FLAT ROOF CAP DETAIL  
SCALE: 3" = 1"

**LEGEND**

1. NEW TWO PIECE COPING CAP WITH CONTINUOUS CLEAT
2. NEW SELF-ADHERING MEMBRANE
3. NEW STRIPPING PLY
4. NEW TAPERED EDGE STRIP
5. NEW WOOD BLOCKING
6. NEW TERMINATION BAR AND SEALANT
7. NEW BASE FLASHING
8. NEW BACKER PLY
9. NEW CANT STRIP
10. NEW GAP SHEET
11. NEW BASE PLY
12. NEW COVER BOARD
13. NEW TAPERED INSULATION
14. NEW BASE INSULATION (2) 2" LAYERS
15. NEW METAL COUNTER FLASHING
16. THREADED ROD WITH EPOXY DRILL DEEP INTO CONCRETE
17. EXISTING CONCRETE DECK
18. EXISTING METAL DECK
19. EXISTING BUILDING STRUCTURE
20. NEW METAL WALL PANEL
21. NEW HAT CHANNEL
22. NEW PLYWOOD
23. NEW METAL COPING CAP WITH CONTINUOUS CLEAT
24. EXISTING CURB (WITH BUILT-IN CANT)
25. EXISTING CURB COVER
26. EXISTING ROOF HATCH
27. NEW STAINLESS STEEL COUNTER FLASHING WITH RECEIVER
28. NEW BRICK (TO MATCH EXISTING)
29. NEW WEEPS (OMIT MORTAR AT HEAD JOINTS)
30. NEW FLEXIBLE COPPER FLASHING
31. NEW SEALANT
32. NEW STAINLESS STEEL COUNTER FLASHING IN NEW REGLET, LEAD WEDGE AND SEALANT
33. EXISTING PRECAST PANEL
34. EXISTING STUCCO
35. EXISTING FLASHING
36. NEW LIQUID APPLIED FLASHING WITH REINFORCEMENT
37. EXISTING CONCRETE CAP
38. EXISTING CONCRETE CURB
39. EXISTING I-BEAM
40. EXISTING CONCRETE STRUCTURE
41. NEW SURFACE MOUNTED COUNTER FLASHING
42. NEW SLEEPER COVER
43. EXISTING METAL SLEEPER
44. NEW PIPE CAP
45. NEW ROOF DRAIN
46. NEW DRAIN EXTENSION
47. NEW DRAIN SUMP
48. EXISTING PIPE PENETRATION
49. NEW INSULATION INFILL
50. NEW STAIR STRINGER
51. NEW OVERFLOW SCUPPER LINER
52. NEW METAL FACE PLATE
53. NEW LEAD FLASHING
54. NEW WATER-TIGHT MASTIC
55. NEW EXPANSION JOINT COVER
56. NEW BATT INSULATION IN POLYETHYLENE ENVELOPE
57. NEW METAL CAP COVER
58. EXISTING WOOD BLOCKING
59. FASTENERS WITH NEOPRENE WASHERS
60. NEW WALK PADS
61. NEW FORM CLOSURE
62. NEW STILL FLASHING
63. NEW WOOD FRAMING
64. EXISTING GOOSE NECK
65. NEW METAL DECK PAINTED ON INTERIOR TO MATCH EXISTING
66. NEW MIDSPAN SUPPORT
67. NEW 2" x 3" Z 20 ga. CLIPS (4)
68. NEW 3/4" CONCRETE LAG
69. EXISTING PLYWOOD
70. NEW BATT INSULATION
71. NEW 1/2" STEEL Z ANGLE
72. NEW METAL DECKING

**STAFFORD CONSULTING ENGINEERS**  
A **TERRACON COMPANY**  
Building Enclosure Systems Specialists  
2020 STARITA ROAD SUITE-E  
CHARLOTTE, NORTH CAROLINA  
p: 704.594.8940 f: 704.509.1888  
RALEIGH, CHARLOTTE, JACKSONVILLE

PROJECT NAME AND ADDRESS:  
**UNIVERSITY OF SOUTH CAROLINA  
USC JONES PSC  
ROOF REPLACEMENT PROJECT**  
701 MAIN ST.  
COLUMBIA, SC 29208

ISSUE DATE:  
**AUGUST 28, 2015**

ISSUE FOR:  
 DESIGN DEVELOPMENT SUBMITTAL: NOT FOR CONSTRUCTION  
 SURVEY REPORT SUBMITTAL: NOT FOR CONSTRUCTION  
 CONSTRUCTION DOCUMENT SUBMITTAL: NOT FOR CONSTRUCTION  
 BID DOCUMENT SET  
 CONSTRUCTION DOCUMENT SUBMITTAL  
 ADDENDUM SUBMITTAL  
 RECORD DRAWINGS

PROJECT TEAM:  
DESIGNED BY: **KRC**  
DRAWN BY: **EGM II**  
APPROVED BY: **VTN**

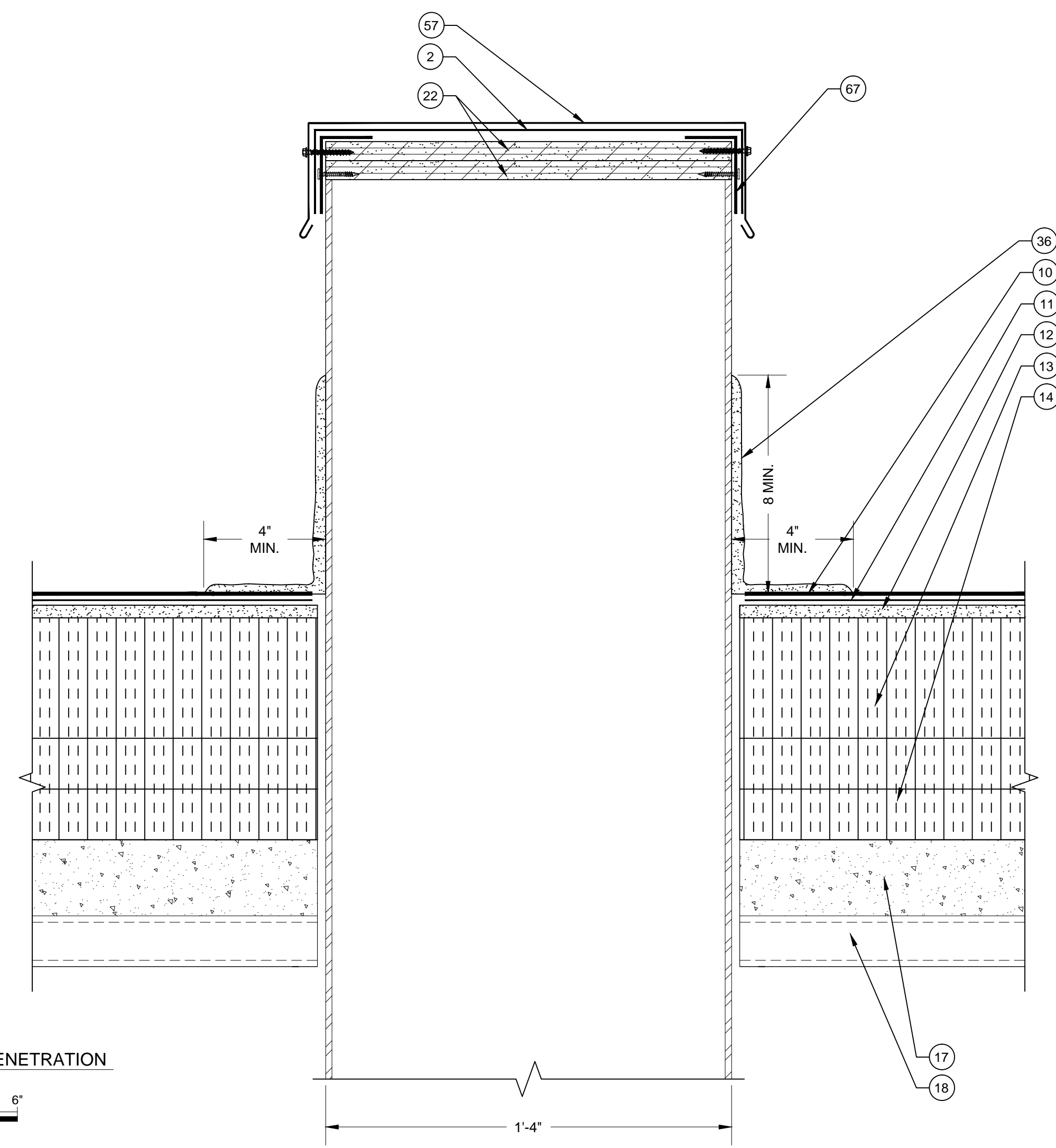
PROJECT NUMBER:  
**FH146903**

ADDENDUM:  
NO 1: DATE: DESCRIPTION:

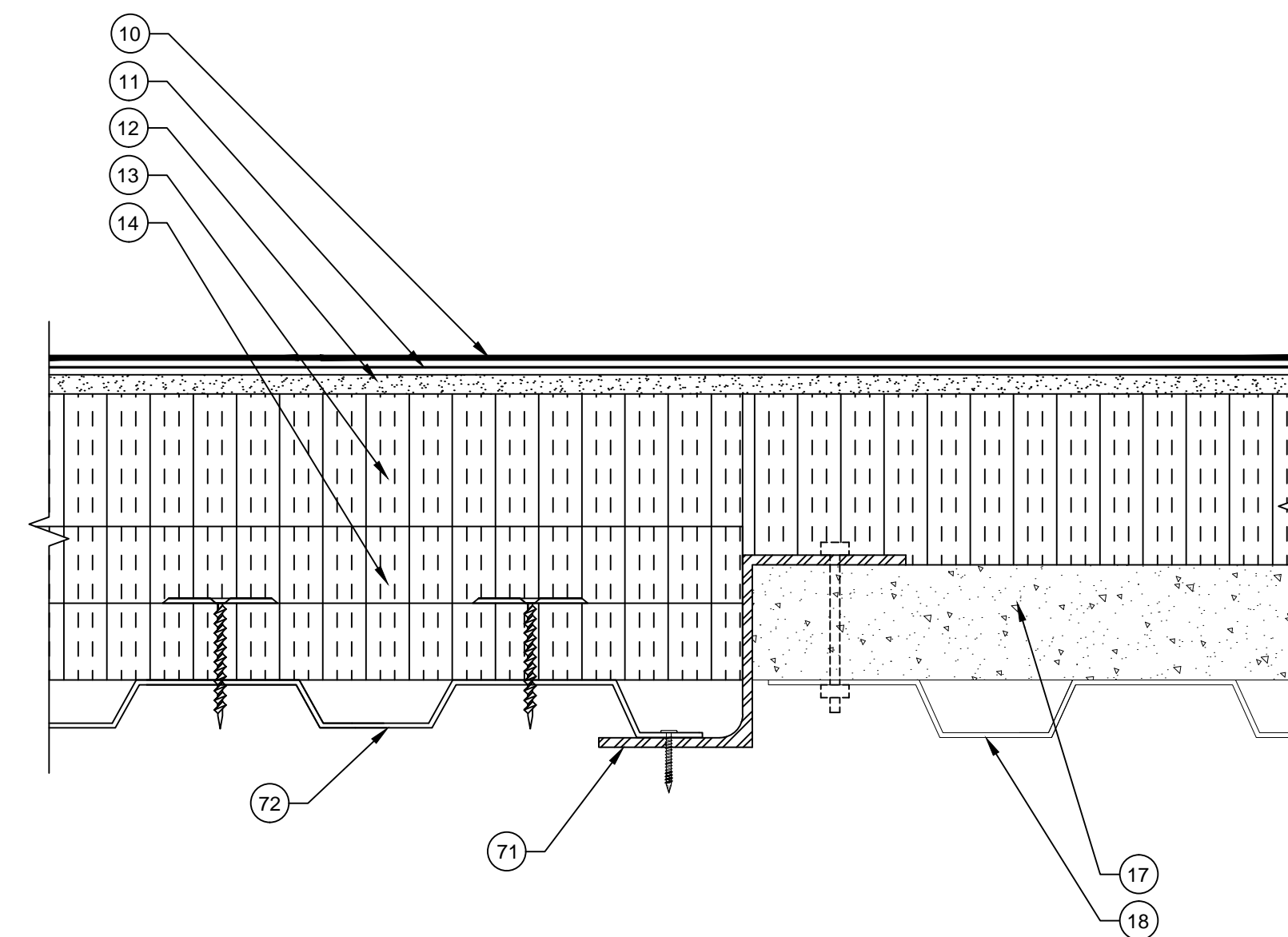
ENGINEER STATE LICENSE SEAL

TITLE SHEET:  
**ROOF DETAILS**

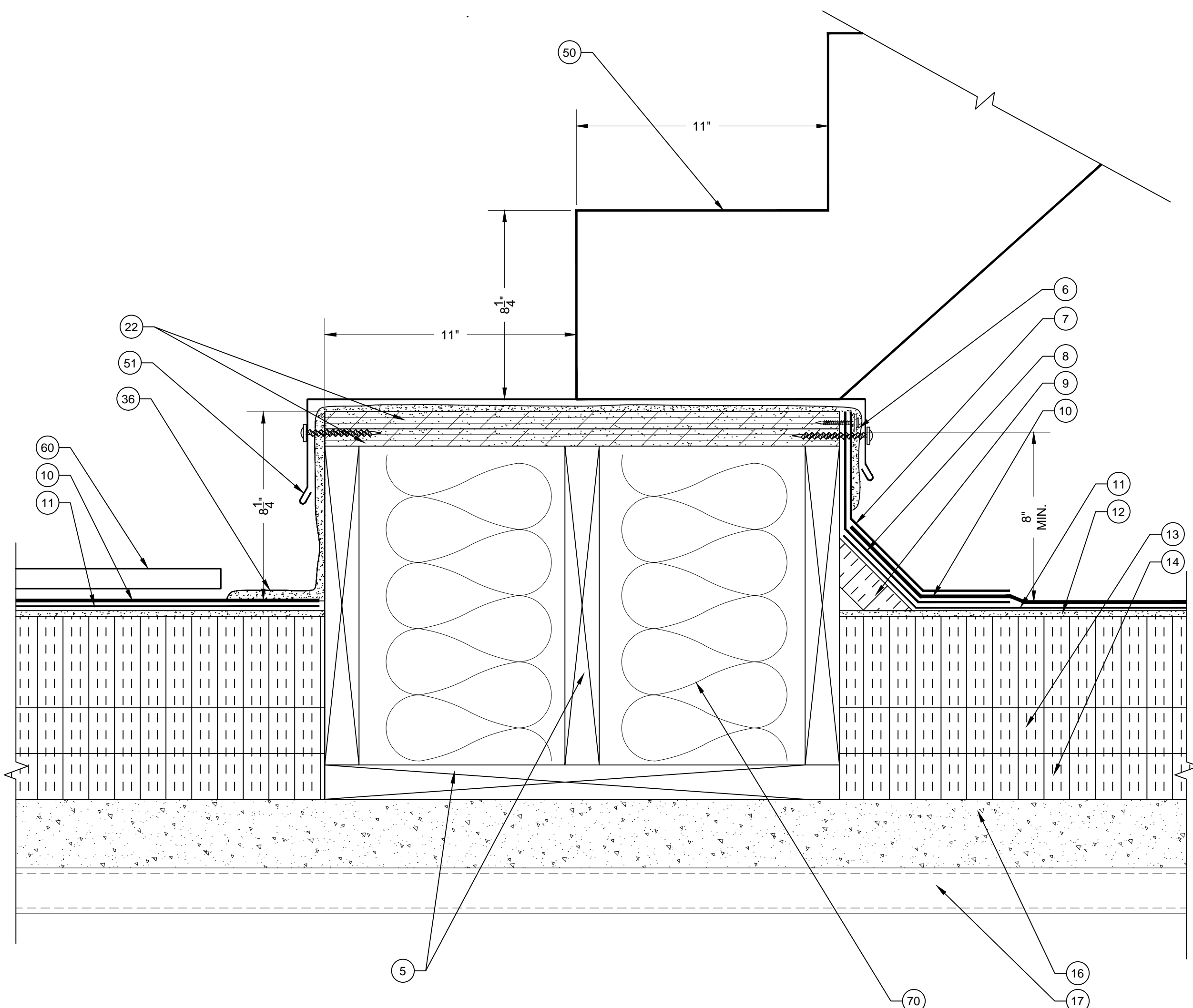
SHEET NUMBER:  
**R-203**



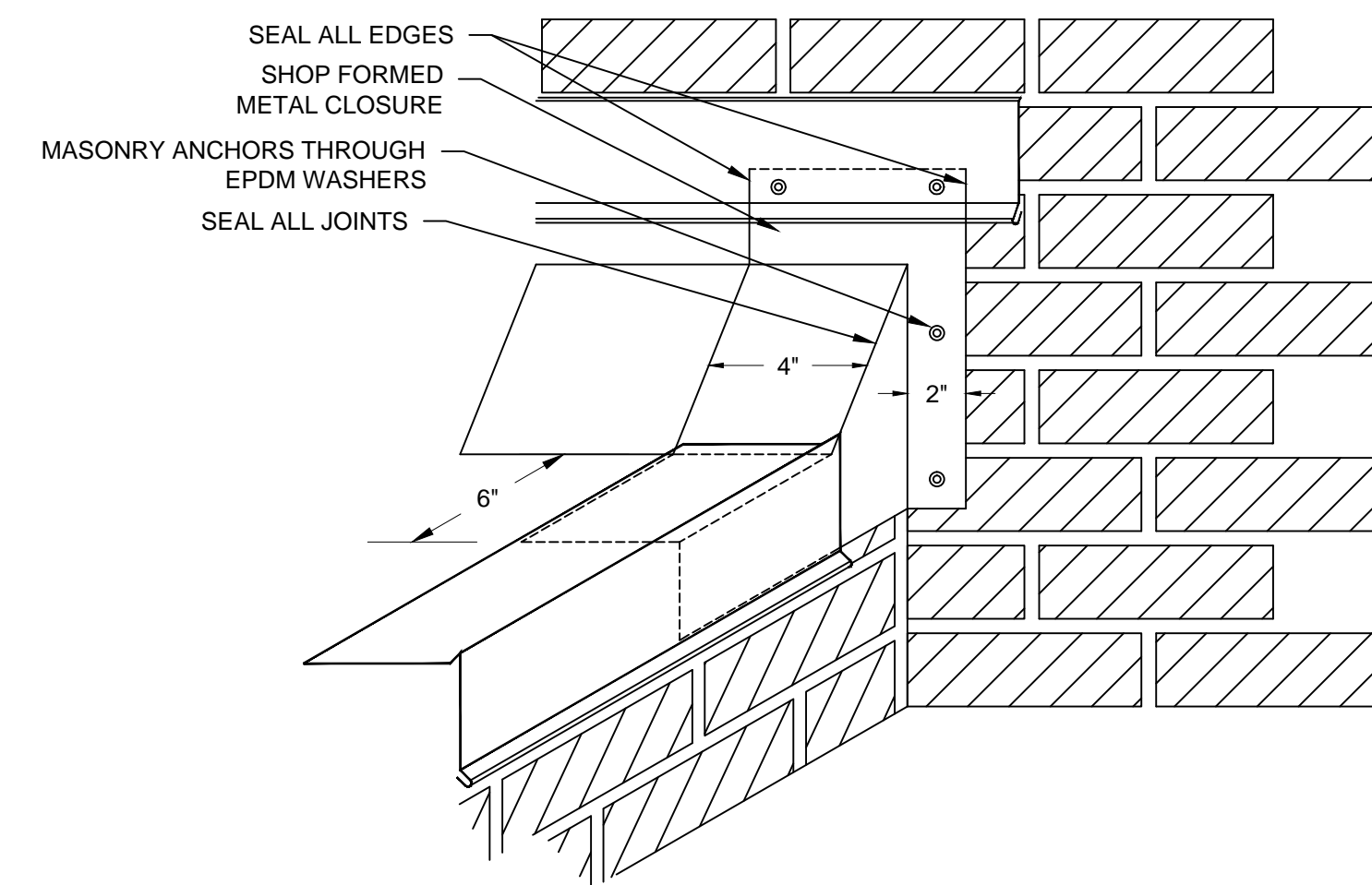
**D21** COVER VENT PENETRATION  
SCALE: 3" = 1"  
0 1" 2" 3" 4" 6"



**D22** ABANDONED SKYLIGHT CURB DETAIL  
SCALE: 3" = 1"  
0 1" 2" 3" 4" 6"



**D23** NEW STAIR DETAIL  
SCALE: 3" = 1"  
0 1" 2" 3" 4" 6"



**D24** BASE CLOSURE DETAIL  
SCALE: NTS

NOTE: BASE FLASHINGS, INSULATION,  
ETC. NOT SHOWN FOR CLARITY

**LEGEND**

1. NEW TWO PIECE COPING CAP WITH CONTINUOUS CLEAT
2. NEW SELF-ADHERING MEMBRANE
3. NEW STRIPPING PLY
4. NEW TAPERED EDGE STRIP
5. NEW WOOD BLOCKING
6. NEW TERMINATION BAR AND SEALANT
7. NEW BASE FLASHING
8. NEW BACKER PLY
9. NEW CANT STRIP
10. NEW CAP SHEET
11. NEW BASE PLY
12. NEW COVER BOARD
13. NEW TAPERED INSULATION
14. NEW BASE INSULATION (2) 2" LAYERS
15. NEW METAL COUNTER FLASHING
16. THREADED ROD WITH EPOXY DRILL DEEP INTO CONCRETE
17. EXISTING CONCRETE DECK
18. EXISTING METAL DECK
19. EXISTING BUILDING STRUCTURE
20. NEW METAL WALL PANEL
21. NEW HAT CHANNEL
22. NEW PLYWOOD
23. NEW METAL COPING CAP WITH CONTINUOUS CLEAT
24. EXISTING CURB (WITH BUILT-IN CANT)
25. EXISTING CURB COVER
26. EXISTING ROOF HATCH
27. NEW STAINLESS STEEL COUNTER FLASHING WITH RECEIVER
28. NEW BRICK (TO MATCH EXISTING)
29. NEW WEEPS (OMIT MORTAR AT HEAD JOINTS)
30. NEW FLEXIBLE COPPER FLASHING
31. NEW SEALANT
32. NEW STAINLESS STEEL COUNTER FLASHING IN NEW REGLET, LEAD WEDGE AND SEALANT
33. EXISTING PRECAST PANEL
34. EXISTING STUCCO
35. EXISTING FLASHING
36. NEW LIQUID APPLIED FLASHING WITH REINFORCEMENT
37. EXISTING CONCRETE CAP
38. EXISTING CONCRETE CURB
39. EXISTING I-BEAM
40. EXISTING CONCRETE STRUCTURE
41. NEW SURFACE MOUNTED COUNTER FLASHING
42. NEW SLEEPER COVER
43. EXISTING METAL SLEEPER
44. NEW PIPE CAP
45. NEW ROOF DRAIN
46. NEW DRAIN EXTENSION
47. NEW DRAIN SUMP
48. EXISTING PIPE PENETRATION
49. NEW INSULATION INFILL
50. NEW STAIR STRINGER
51. NEW OVERFLOW SCUPPER LINER
52. NEW METAL FACE PLATE
53. NEW LEAD FLASHING
54. NEW WATER-TIGHT MASTIC
55. NEW EXPANSION JOINT COVER
56. NEW BATT INSULATION IN POLYETHYLENE ENVELOPE
57. NEW METAL CAP COVER
58. EXISTING WOOD BLOCKING
59. FASTENERS WITH NEOPRENE WASHERS
60. NEW WALK PADS
61. NEW FORM CLOSURE
62. NEW STILL FLASHING
63. NEW WOOD FRAMING
64. EXISTING GOOSE NECK
65. NEW METAL DECK PAINTED ON INTERIOR TO MATCH EXISTING
66. NEW MIDSPAN SUPPORT
67. NEW 2" x3" Z 20 ga. CLIPS (4)
68. NEW 3/4" CONCRETE LAG
69. EXISTING PLYWOOD
70. NEW BATT INSULATION
71. NEW 1/4" STEEL Z ANGLE
72. NEW METAL DECKING

**STAFFORD CONSULTING ENGINEERS**  
A **TERRACON** COMPANY  
Building Enclosure Systems Specialists

2020 STARITA ROAD SUITE-E  
CHARLOTTE, NORTH CAROLINA  
p: 704.594.8940 f: 704.509.1888

RALEIGH, CHARLOTTE, JACKSONVILLE

PROJECT NAME AND ADDRESS:

UNIVERSITY OF SOUTH CAROLINA  
**USC JONES PSC ROOF REPLACEMENT PROJECT**  
701 MAIN ST.  
COLUMBIA, SC 29208

ISSUE DATE:  
**AUGUST 28, 2015**

- ISSUE FOR:
- DESIGN DEVELOPMENT SUBMITTAL: NOT FOR CONSTRUCTION
  - SURVEY REPORT SUBMITTAL: NOT FOR CONSTRUCTION
  - CONSTRUCTION DOCUMENT SUBMITTAL: NOT FOR CONSTRUCTION
  - BID DOCUMENT SET
  - CONSTRUCTION DOCUMENT SUBMITTAL
  - ADDENDUM SUBMITTAL
  - RECORD DRAWINGS

PROJECT TEAM:  
DESIGNED BY: **KRC**  
DRAWN BY: **EGM II**  
APPROVED BY: **VTN**  
PROJECT NUMBER: **FH146903**

ADDENDUM:

NO:	DATE:	DESCRIPTION:

ENGINEER STATE LICENSE SEAL

TITLE SHEET:  
**ROOF DETAILS**  
SHEET NUMBER:

**R-204**



AREA D: Deck Over



AREA D: Deck Over



AREA D: Deck Over



AREA D: Remove and Dispose



AREA D: Remove and Dispose



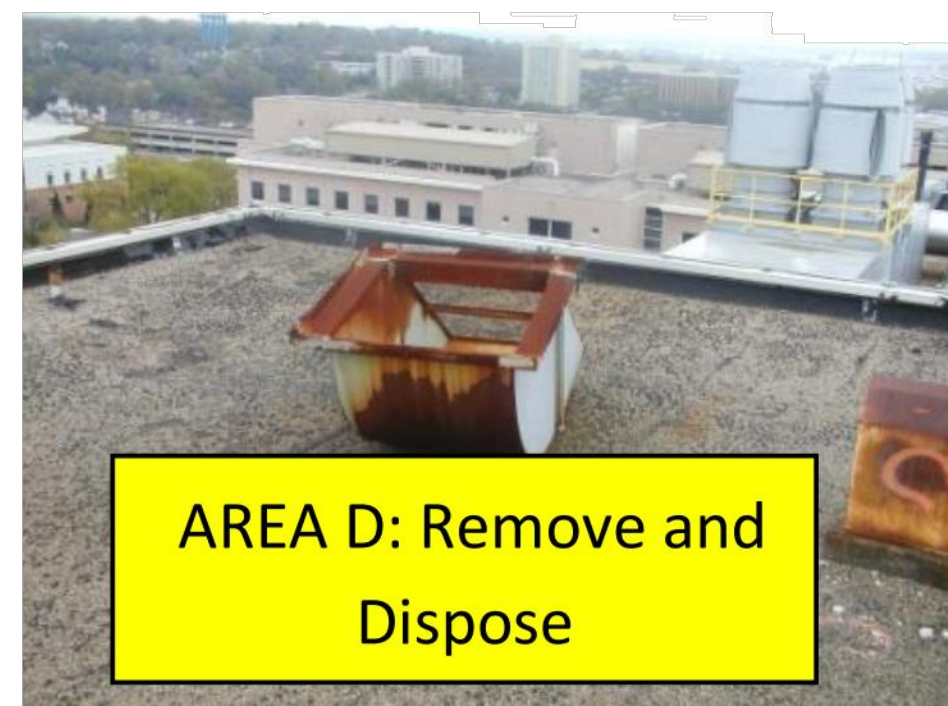
AREA C: Remove and Dispose



AREA D: Remove and Dispose



AREA D: Deck Over



AREA D: Remove and Dispose



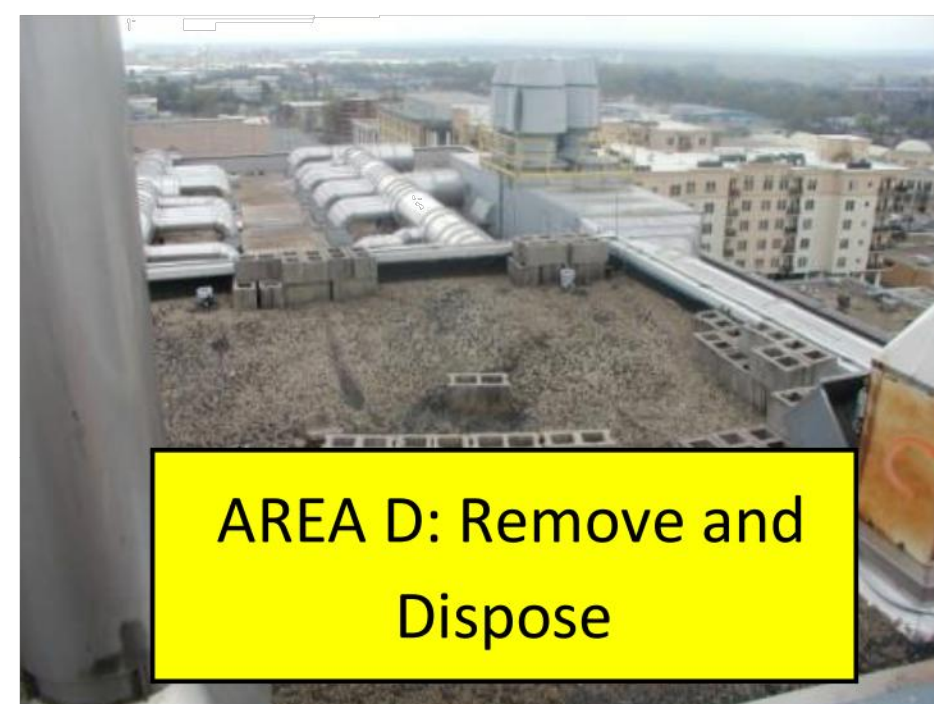
AREA D: Deck Over




AREA D: Deck Over



AREA D: Deck Over



AREA D: Remove and Dispose



AREA D: Deck Over



AREA D: Deck Over

PROJECT NAME AND ADDRESS:

UNIVERSITY OF SOUTH CAROLINA  
**USC JONES PSC  
 ROOF REPLACEMENT  
 PROJECT**  
 701 MAIN ST.  
 COLUMBIA, SC 29208



ISSUE DATE:

**AUGUST 28, 2015**

ISSUE FOR:

- DESIGN DEVELOPMENT SUBMITTAL: NOT FOR CONSTRUCTION
- SURVEY REPORT SUBMITTAL: NOT FOR CONSTRUCTION
- CONSTRUCTION DOCUMENT SUBMITTAL: NOT FOR CONSTRUCTION
- BID DOCUMENT SET
- CONSTRUCTION DOCUMENT SUBMITTAL
- ADDENDUM SUBMITTAL
- RECORD DRAWINGS

PROJECT TEAM:

DESIGNED BY: **KRC**  
 DRAWN BY: **EGM II**  
 APPROVED BY: **VTN**


PROJECT NUMBER:

**FH146903**

ADDENDUM:

NO 1:	DATE:	DESCRIPTION:

ENGINEER STATE LICENSE SEAL



TITLE SHEET:

**REMOVALS**

SHEET NUMBER:

**R-205**